



BINH MINH PLASCO®

ANNUAL
REPORT 
2015





VISION


MAINTAINING THE POSITION OF A LEADING ENTERPRISE OF PLASTIC CONSTRUCTION MATERIALS IN VIETNAM. TAKING THE INITIATIVE IN IMPROVING, AND HAVING THE ABILITY TO COMPETE IN THE REGION AND INTERNATIONAL

MISSION

SUPPLYING PRODUCTS AND SERVICES THAT MEET THE INCREASING DEMANDS OF THE MARKET. ENSURING THE HARMONY OF THE INTERESTS OF CUSTOMERS, LABORERS, SHAREHOLDERS AND SOCIETY.

CORE VALUES

HIGH CONSENSUS, RESPECT THE PAST, STEADY THE PRESENT, CONFIDENTLY FORWARD TO THE FUTURE.



TOTAL REVENUE
2,970 BILLION,
 INCREASING
18.8%,
 PRE-TAX PROFIT
665 BILLION,
 INCREASING
38.3%
 AND BASIC EARNINGS PER SHARE
VND 11,410,
 INCREASING OF 32.7%
 COMPARED
 TO THE YEAR 2014

MESSAGE FROM THE BOARD OF MANAGEMENT

With the proper development strategy from the Board of Management, also the utmost effort and taking advantage of all lucky factors from the Board of Executive, Binh Minh Plastics has fulfilled tasks entrusted by the General Meeting of Shareholders in 2015:

Total revenue 2,970 billion, increasing 18.8%, pre-tax profit 665 billion, increasing 38.3% and basic earnings per share VND 11,410, increasing of 32.7% compared to the year 2014.

In 2015, the country's economy was on recover trend with the Government's expectation on GDP growth rate of Vietnam for whole year was 6.68%, the highest in recent eight years. The real estate has gradually defrosted, inflation was low, public investment increased. Catching the opportunities, Binh Minh Plastics accelerated, increasing investment scale for Binh Minh-Long An Factory for the purpose of increasing consumption volume in the market. On the other hand, the implementation of commitments and sustainable management solutions such as taking care and developing resources, improving internal institutions, investing in high technology, and caring for the working environment improvement ... in the past years had the positive effects.

Entering 2016, the advantages of 2015 may still exist, but it is difficult to create unexpected mutations. However, the Board of Management believes in the stability, the continuous institutional reformation, macro-economic policy of the Government, the determination of enterprises in various areas and the peace of mind in investing, living of the people across the country, that would be positive factors help Vietnam economic picture more prosperous. Thereby, Binh Minh Plastics with the effort, unity, its own cultural background and a nationally recognized brand, will certainly continue **to verify the strength and assert the firmly stand.**

I would like to thank for the confidence and support from all shareholders on the Board of Management's strategic direction and for flexible steps, successful implementation of the tasks of the Board of Executive and labors of the Company in the last year. We will continue to bring the efficiency for shareholders, the prosperous life for labors, the quality products for customers, high contribution for community.... basing on continuous improvement and restructuring the Company.

Kindly wish all shareholders healthy, happy and successful.



BOARD OF MANAGEMENT
 CHAIRMAN

Le Quang Doanh

CONTENTS


I. GENERAL INFORMATION ABOUT THE COMPANY	09
II. OPERATION SITUATION DURING THE YEAR REPORTS AND ASSESSMENTS BY THE BOARD OF GENERAL DIRECTORS	37
III. ASSESSMENTS OF THE BOARD OF MANAGEMENT ON ACTIVITIES OF THE COMPANY	59
IV. THE COMPANY MANAGEMENT	67
V. FINANCIAL STATEMENTS AND AUDITED REPORT	85
VI. THE CONSOLIDATED FINANCIAL STATEMENTS	86
VII. SUSTAINABLE DEVELOPMENT REPORT	129

DEFINITION OF ABBREVIATIONS:

GMOS: General Meeting of Shareholders
BOM: Board of Management
IC: Inspection Committee
COM: Council of Members
CIT: Corporate Income Tax
BMP: Binh Minh Plastics Joint-Stock Company
NBM: Northern Binh Minh Plastics One Member Co. Ltd.

DPC: Da Nang Plastics Joint- Stock Company
SCIC: State Capital Investment Corporation
HCMC: Hochiminh City
ERP: Enterprise Resource Planning





GENERAL INFORMATION ABOUT THE COMPANY

BINH MINH PLASTICS WITH THE EFFORT, UNITY CONTINUE TO
VERIFY THE STRENGTH AND ASSERT
THE FIRMLY STAND

10 | GENERAL INFORMATION

12 | THE PROCESS OF FORMATION AND DEVELOPMENT

16 | BUSINESS LINES AND ACTIVITIES AREAS

20 | INFORMATION OF MANAGEMENT MODEL AND MANAGEMENT APPARATUS

34 | DEVELOPMENT ORIENTATION

35 | RISKS AND RESPONSE MEASURES

1. GENERAL INFORMATION

Company's name :
BINH MINH PLASTICS JOINT STOCK COMPANY

Abbreviated name :
BM PLASCO

Business registration certificate & Tax code:
0301464823

Charter capital :
VND 454,784,800,000

Head office's address :
240 Hau Giang street, ward 9, district 6, HCMC

Telephone:
(84-28) 39 690 973

Fax :
(84-28) 39 606 814

Website :
www.binhminhplastic.com.vn

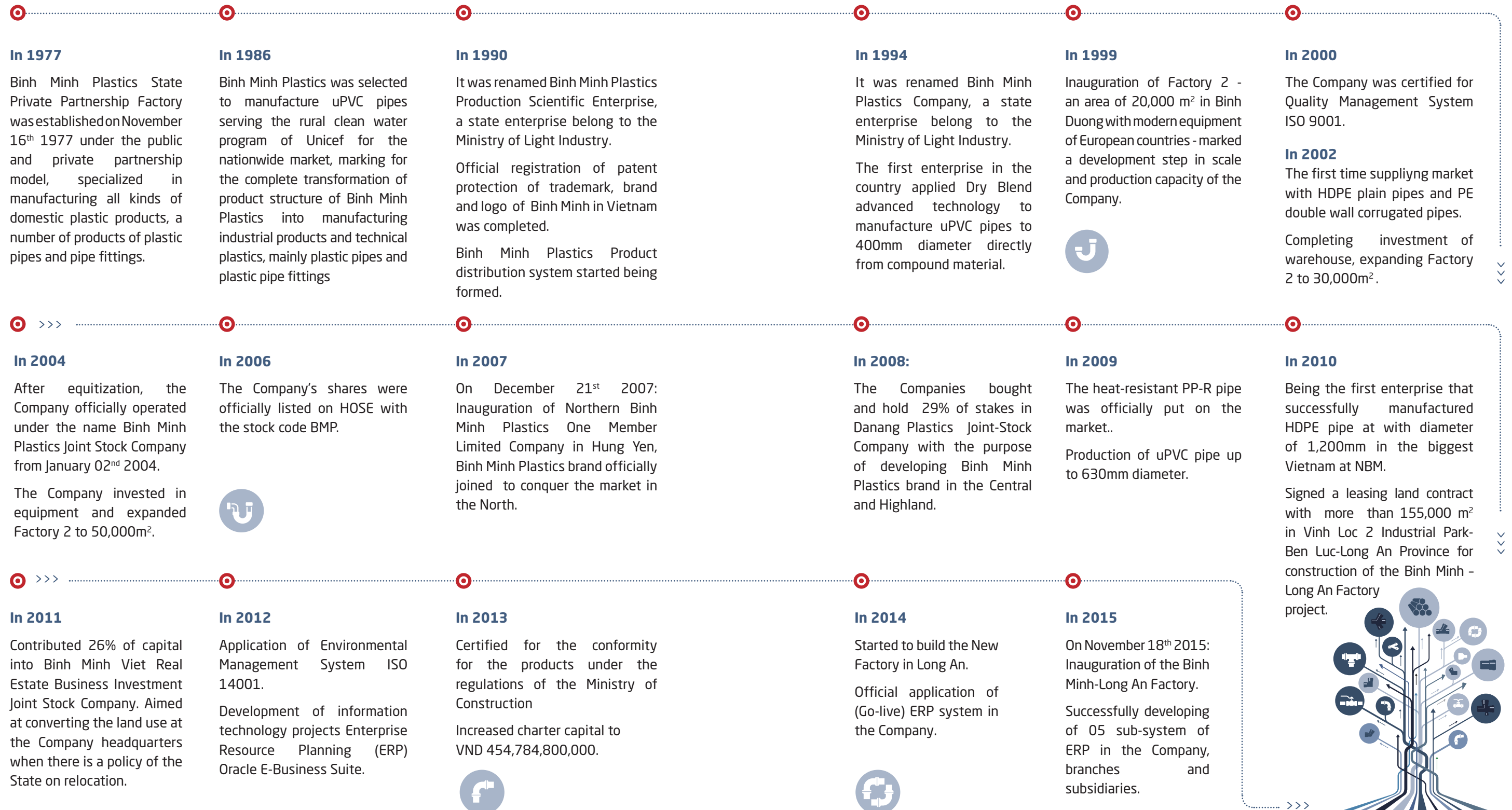
Stock code :
BMP



2. THE PROCESS OF FORMATION AND DEVELOPMENT

OF THE COMPANY

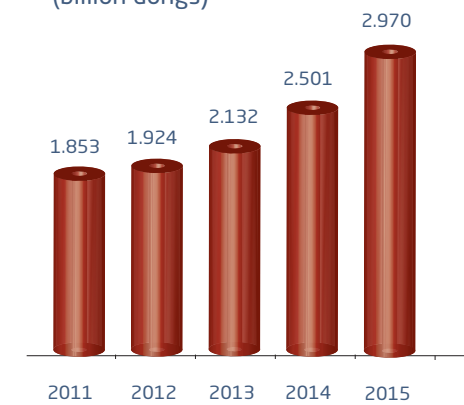
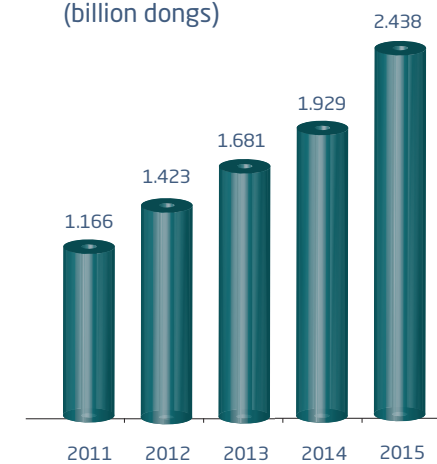
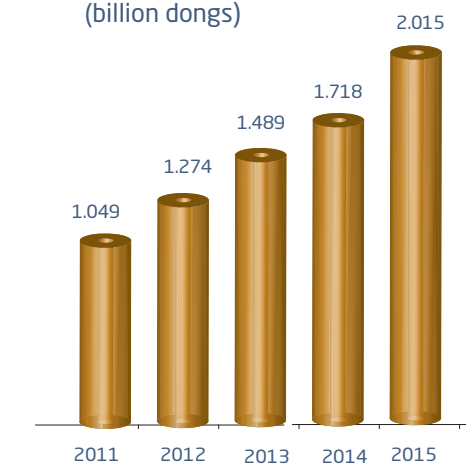
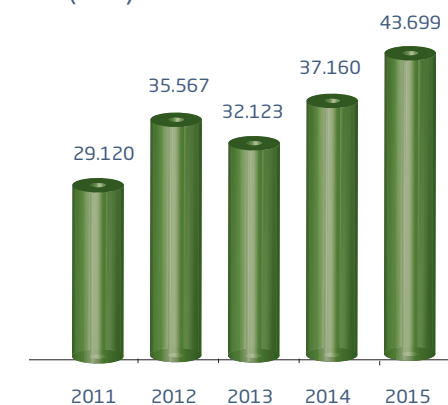
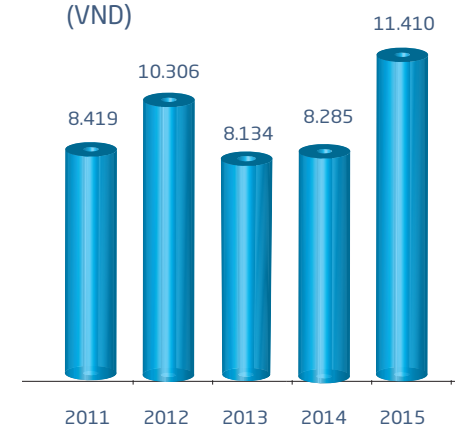
2.1 The timelines and memorable events



2.2. Basic financial information (5 years from 2011 to 2015)

NORM	UNIT	2011	2012	2013	2014	2015
BUSINESS RESULTS		Billion dong				
Revenue	"	1,853	1,924	2,132	2,501	2,970
Net sales	"	1,826	1,891	2,088	2,416	2,792
Operating expenses	"	471	589	622	669	890
Chi phí hoạt động	"	94	124	136	197	222
Net profit from business activities	"	377	465	486	472	668
Net profit from financial activities	"	5.8	7.9	13.0	6.8	(1.2)
Net profit from other activities	"	1.6	2.0	0.6	1.3	(2.0)
Profits shared from associated companies	"	-	4.4	(0.5)	0.8	0.5
Profit before tax	"	384	479	499	481	665
Profit after tax	"	295	361	371	377	519
BALANCE SHEET		Billion dong				
Total assets	"	1,166	1,423	1,681	1,929	2,438
Charter capital	"	350	350	455	455	455
Equity	"	1,049	1,274	1,489	1,718	2,015
MAIN FINANCIAL INDICATORS		%				
Revenue on assets (ROA)	"	27.4%	27.8%	23.9%	20.9%	23.8%
Revenue on equity (ROE)	"	31.0%	31.0%	26.8%	23.5%	27.8%
NUMBER OF CIRCULATION SHARES AT PERIOD END	Share	34,983,552	34,983,552	45,478,480	45,478,480	45,478,480
CRITERIA FOR A STOCK UNIT		Dong				
Basic earnings per share	VND	8,419	10,306	8,134	8,285	11,410
Book value for 1 share	"	29,120	35,567	32,103	37,159	43,699
Dividend	"	3,000	4,000	3,000	3,500	2,000 (*)
Market price at year end	"	35,000	44,500	70,000	73,000	131,000

Source: Consolidated financial statements were audited BMP in 2011-2015
 (*) Advance Dividend in 2015

REVENUE
(billion dong)**PROFIT BEFORE TAX**
(billion dong)**TOTAL ASSETS**
(billion dong)**EQUITY**
(billion dong)**BOOK VALUE FOR 1 SHARE**
(VND)**BASIC EARNINGS PER SHARE**
(VND)


3. BUSINESS LINES AND ACTIVITIES AREAS

Business lines:


Binh Minh Plastics is a leading manufacturing and business enterprise in Vietnam for plastic pipes and pipe fittings serving for water supply, drainage, telecommunications, electricity, industrial and civil construction.




uPVC pipes and fittings from 20mm to 630mm diameters are used in water supply and drainage, electricity, telecommunications, construction and civil.



HDPE Pipes and fittings from 16mm to 1,200mm diameters are used in water supply and drainage, electricity, construction and civil, especially for alkaline and saline waters.



PP-R pipes and fittings from 20mm to 160mm diameters are used for hot water and cold water, under high pressure.



HDPE corrugated double wall pipe and accessories from 110mm to 500mm diameters are especially used in drainage infrastructure, leading cable, electricity, telecommunications.



Traditional product lines are the **sprays** of 1 liter, 5 liters, 10 liters serving for agriculture.

Business Areas:

Binh Minh Plastics has production and business areas across the country.

The manufacturing factories: currently, the Company has four manufacturing factories at the Ho Chi Minh city, Binh Duong, Long An and Hung Yen provinces meeting the needs of the goods supplying to the nationwide market.

Distribution systems for sale of products: Binh Minh Plastics has applied sale model through stores. The store systems of the Company include main stores and branch stores. Currently, the Company has a total of nearly 1,500 stores across the country ensuring supply of goods quickly and timely at demands of customers. In addition, the Company also engaged in key nation projects, is the supplier for the water supply, construction industry...

THE FACTORY AT BINH DUONG



THE FACTORY AT NORTH



HO CHI MINH CITY FACTORY



THE FACTORY AT LONG AN



Paracel Islands

PACIFIC OCEAN

Spratly Islands

4. INFORMATION OF MANAGEMENT MODEL AND MANAGEMENT APPARATUS

a. Management model

The Company applies management models of parent company, subsidiaries, and associated companies.

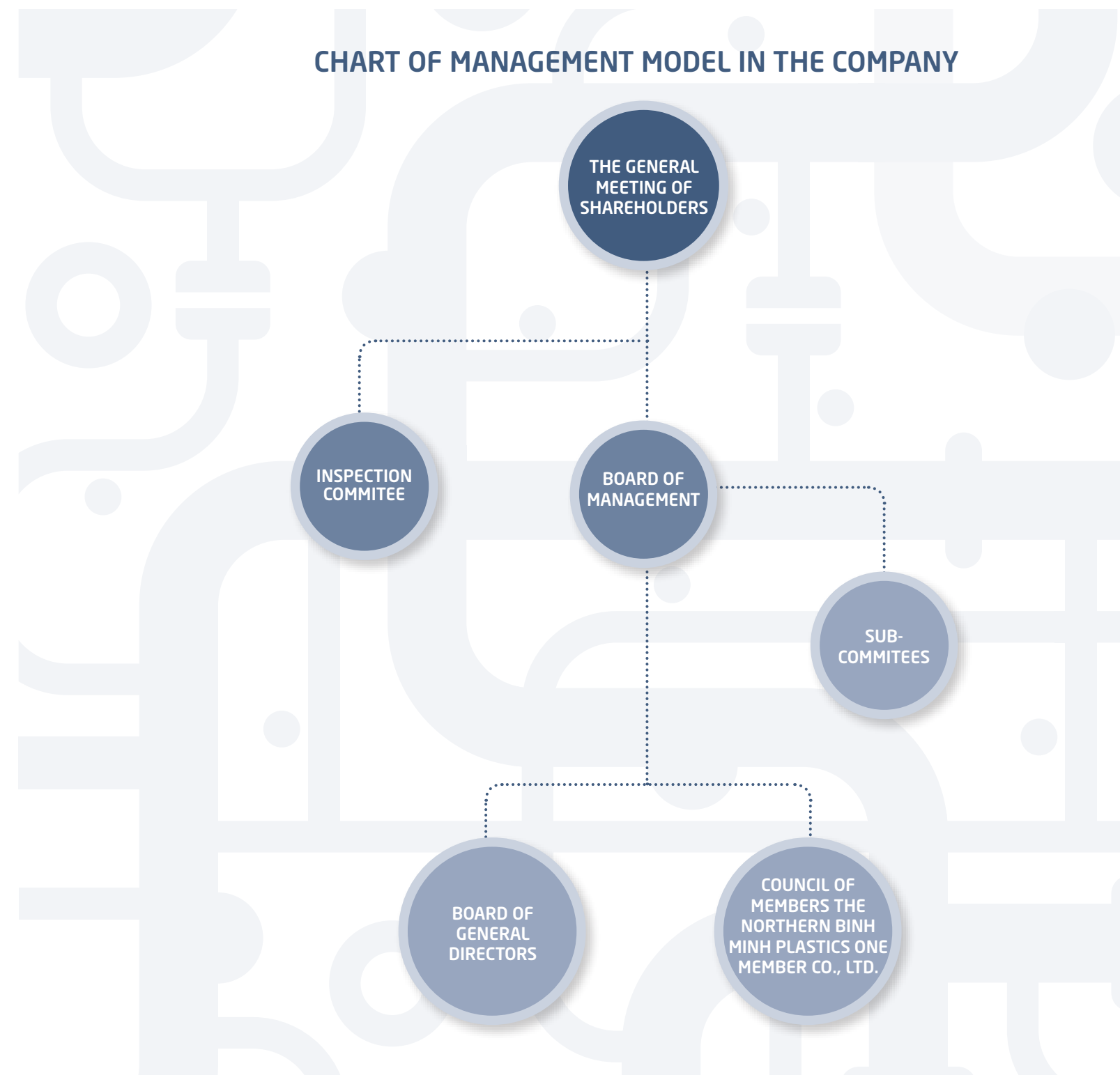
The General Meeting of Shareholders is the highest power organization of the Company, voting to elect the Board of Management and the Inspection Committee. The Board of Management appoints

the Board of General Directors and the Council of Members of subsidiaries, appoints the person participating into management at the associated companies. The Board of Management has assisting sub-committees. The Director General is responsible in general for the effectiveness in performance of its subsidiaries.

Subsidiaries, associated companies:

TYPE	NAME OF COMPANY	ADDRESS	COMPANY'S CAPITAL
Subsidiaries	Northern Binh Minh Plastics One Member Limited Company (NBM)	D1 road, area D, Pho Noi A Industrial Park, Van Lam district, Hung Yen province.	100%
Associated companies	1. Binh Minh Viet Real Estate Business Investment Joint Stock Company	240 Hau Giang street, ward 9, district 6, HCMC	26%
	2. Da Nang Plastics Joint Stock Company	371 Tran Cao Van street, Thanh Khe district, Da Nang city	29%

CHART OF MANAGEMENT MODEL IN THE COMPANY





Northern Binh Minh Plastics One Member Limited Company (NBM)

It was establishment under the Certificate of business registration No. 0504000211 dated September 18th 2006 at D1 road, area D, Pho Noi A Industrial Park, Van Lam district, Hung Yen province, invested 100% capital by the BMP. The Company specializes in production and trading all kinds of plastic pipes and fittings of uPVC, HDPE, PPR.

The NBM officially operated since December 21st 2007. Current charter capital is 155 billion dong. NBM is equipped modernly with factories are newly and synchronously built in area of total 40,000m², production capacity is 20,000 tons/year .



Binh Minh Viet Real Estate Business Investment Joint Stock Company

The company was established with charter capital of 6 billion dong, for implementation of the project converting the purpose of the land at 240 Hau Giang when Binh Minh Plastics must remove the Factory 1 following the policy of the State. However, due to the unfavorable investment business of real estate, the project still stops at the step continuing to improve the investment licensing procedures, approval for planning. This entire work is implemented by Vietcomreal a partner of BMP in complying with the order of investment.



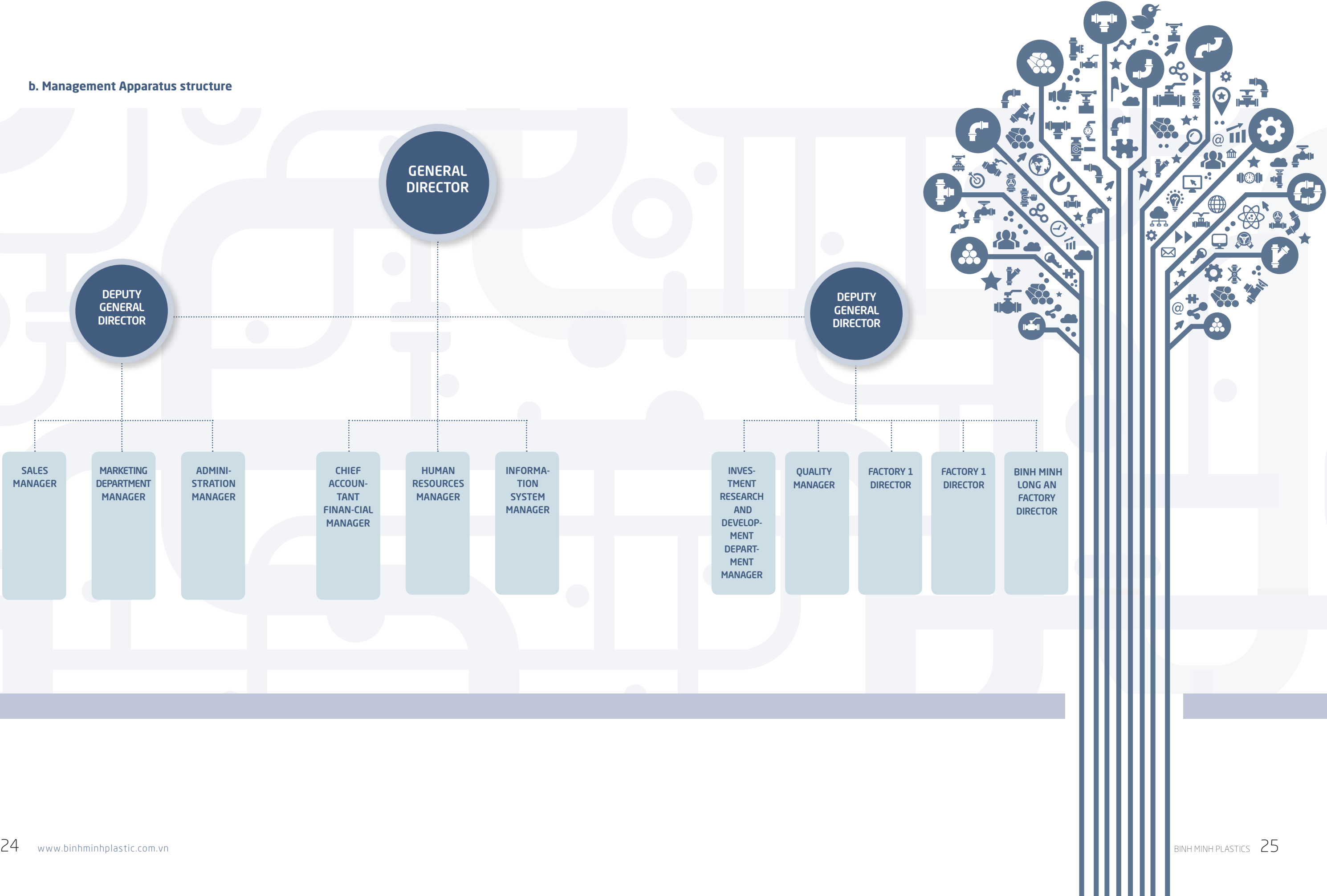
Da Nang Plastics Joint Stock Company

Da Nang Plastics Joint Stock Company (tock code DPC) was established in 1976, equitized in 2000 and listed in 2001. Currently DPC stocks are listed on the Hanoi Stock Exchange. The Company has head office and manufacturing factory at 371 Tran Cao Van street, Thanh Khe district, Da Nang city. The company specializes in production and trading all kinds of uPVC pipes, HDPE, packaging.

In 2008, BMP purchased and held 29% of share in the total charter capital of 22.4 billion dong, became a strategic partner of the DPC with the aim of linking to develop the brand of Binh Minh Plastics in Central Region and Highland.

Currently, DPC is a base depot of Binh Minh Plastics, responsible for distribution of products to markets in Central Region and Central Highland.

b. Management Apparatus structure



INTRODUCTION OF THE MEMBERS OF BOM



1

**Mr. LE QUANG DOANH :
Chairman of BOM
(non-executive member)**

Year of birth : 1952
Qualification: Mechanical
Engineer.

Mr. Le Quang Doanh is a senior manager with nearly 40 years of sticking serving for the Company. He joined Binh Minh Plastics since 1979 as Deputy Manager of

workshop then as Deputy Director of Factory. In 1996 he was appointed Director of the Company. After the Company was successfully equitized, he served at the position the chairman of the BOM and also the Director General from 2004 to 2012. From November 2012 until present, he handed over the position of Director General to the successor and focusing only on management role of chairman of the BOM.

Working history:

- Before 1979: foreman of manufacturing team of Hai Phong Aluminum Enameled Iron Factory.
- 1979: Deputy Manager of workshop of Binh Minh Plastics State Private Partnership Factory.
- 1987: Deputy Director of Binh Minh Plastics State Private Partnership Factory.
- 1996: Director of Binh Minh Plastics Company.
- 2004 to November 2012: Chairman of BOM - Director General of BMP.
- 2013 to present: Chairman of BOM of BMP.



2

**Mr. NGUYEN HOANG NGAN:
Vice Chairman of the BOM -
Director General**

Year of birth: 1962
Qualification: Mechanical
Engineer, MBA.

After graduation from Ho Chi Minh City University of Technology, he joined the army. In 1988 he was a technical staff of the Company. Experiencing the positions of Technical Manager, Deputy

Director, Deputy Director General of the Company, until the end of 2012 he was responsible at the position Director General of the Company. Mr. Ngan is an expert in Vietnamese plastic industry, who has accompanied with Binh Minh Plastics during the process of restructure of products, technological equipment investment, development and expansion of the Company's production till nowadays.

Working history:

- 1988: Technician.
- 1992: Manager of the Technical Department.
- 1997: Deputy Director.
- 2004: Vice Chairman of the BOM - Deputy Director General.
- 2007-2010: Vice Chairman of the BOM - Deputy Director General; Vice Chairman of the COM - Director of NBM.
- 2010-Feb.2012: Vice Chairman of the BOM - Deputy Director General; Chairman of the COM of NBM.
- March 2012: Vice Chairman of the BOM - Deputy Director General; Chairman of the COM of NBM; Chairman of the BOM of DPC.
- November 2012-2014: Vice Chairman of the BOM - Director General; Chairman of the COM of NBM; Chairman of the BOM of DPC.
- 2014- present: Vice Chairman of the BOM - Director General.

INTRODUCTION OF THE MEMBERS OF BOM



3

Mrs. NGUYEN THI KIM YEN:
Member of the BOM- Deputy
Director General in Business
charge, Chairwoman of the COM
of NBM

Year of birth: 1960
Qualification: Bachelor of
Industrial Economics, Bachelor of
Business Administration.

She is one of the most key and senior woman officials of Binh Minh Plastics. She participated in the Binh Minh Plastics from the early 80's, and has continuously worked since then until now, experienced the positions of Deputy Manager, Manager of sale, Deputy Director General in Business charge, Mrs. Yen is successful in establishing and developing the distribution system, in building and developing Binh Minh Plastics brand to obtain achievements as nowadays.

Working history:

- 1981: Statistics staff.
- 1988: Deputy Manager of Supply and Consumption Division.
- 2006-2014: Member of the BOM - Deputy Director General in Business charge.
- 2014 to present: Member of the BOM - Deputy Director General in Business; Chairwoman of COM of NBM.



4

Ms. NGUYEN HONG MINH -
Member of the BOM
(non-executive member)

Year of birth: 1978
Qualification: Bachelor of
Economics, Bachelor of Foreigner
Languages, MBA, Master of
Administration.

Working history:

- 2004: Staff of AIA Ltd.
- 2006: Executive in Department of Interment 3 of SCIC.
- 2012: Member of BOM BMP; Executive in Department of Investment 3 of SCIC.

5

Mr. SUCHAI
ASVATHAVORNVANIT -
Member of the BOM
(non-executive member)

Year of birth: 1957
Nationality: Thailand
Qualification: Mechanical
Engineering.

Working history:

- 1995: Director General of Thai MFC Co., Ltd.
- 1998: Deputy Director General of Siam Mitsui PTA Co., Ltd. And Thai Pet Co., Ltd.
- 2010: Director General of Rayon Olefins Co., Ltd.
- 2012: Director General of Thai Plastic and Chemicals PCL.
- 2013- present: Director General of Thai Plastic and Chemicals PCL- Member of the BOM BMP.



MEMBERS OF THE INSPECTION COMMITTEE

The Inspection Committee (IC) for the term of 2013 - 2018 as elected by GMOS of the Company consist of 03 members:



1 Mrs. NGUYEN THI PHUONG NGA -Head

Year of birth: 1963
Qualification: Bachelor
of Economics.

Working history:

- 1982: Staff of Supply and Consumption Division.
- 1999: Deputy Manager of Sales Department BMP.
- 2004: Member of IC - Deputy Manager of Sales Department BMP.
- 2008: Head of IC - Deputy Manager of Sales Department BMP.
- 2010- 2013 Head of IC - Marketing Manager BMP.
- 2013- present: Head of IC - Sales Manager BMP.



2 Mrs. NGUYEN LUU THUY MINH - Member

Year of birth: 1983
Qualification: Bachelor of
Accounting, Master of Finance.

Working history:

- 2006: Staff of Finance - Accounting Department BMP.
- 2013 - present: Member of IC.

3 Mrs. NGUYEN THI THAM - Member

Year of birth: 1985
Qualification : Bachelor of
Economics.

Working history:

- 2007: Specialist of Audit of Ernst & Young Vietnam Ltd.
- 2010- 2013: Specialist for the Risk Management Division of SCIC.
- 2013 - present : Member of IC BMP, specialist for the Risk Management Division of SCIC.



EXECUTIVE BOARD



1 **Mr. NGUYEN HOANG NGAN:**
Vice Chairman - Director General of BOM BMP
(See resume in page 27)



3 **Mr. NGUYEN THANH QUAN**
Deputy Director General

Year of birth: 1968
Qualification: Chemical
Engineering, Master of
Business Administration.

Working history:

- 1994: Technician.
- 1997: Deputy Manager of Technical Division.
- 2000: Manager of Workshop 1.
- 2007: Director of Factory 1.
- 2010: Director of Factory 2.
- 2013 to present: Deputy Director General in technical charge.



2 **Mrs. NGUYEN THI KIM YEN: Member of the BOM -**
Deputy Director General in charge of business;
Chairman of the COM NBM
(See resume in page 28)

4 **Mr. HONG LE VIET**
Chief Accountant

Year of birth: 1966
Qualification: Bachelor of
Economics.

Working history:

- 1993: Staff of Finance Accounting Department BMP.
- 2002: Deputy Manager of Finance Accounting Department BMP.
- 2006: Deputy Manager of Finance Accounting Department BMP, Chief accountant of NBM; Member of COM of NBM.
- 2012: Deputy Manager of Finance Accounting Department BMP, Chief accountant of NBM; Member of COM of NBM; Head of IC DPC.
- 2014 to present: Chief Accountant-Manager of Finance -Accounting Department BMP; Member of COM of NBM.



5. DEVELOPMENT ORIENTATION

The year of 2015 marked a very important point for the process of integration into region and globalization of Vietnam, the Company has also decided to expand the “VISION” and to reassess “CORE VALUES” to affirm the position and readiness for the new competitive environment and the bigger challenges.

Strategic orientation of the products: PRODUCT SYNCHRONIZATION - APPLICATION DIVERSITY
Strategic orientation of quality: PERFECT QUALITY - INTERNATIONAL STANDARDS
Strategic orientation of business: MARKET UNITY - FLEXIBLE POLICY
Market development orientation: DOMESTIC FOCUS - EXPORT ORIENTATION
Strategic orientation of brand development and communications: NATIONAL BRAND - REGIONAL DIRECTION
Investment strategy orientation: MODERN EQUIPMENT - PIONEERING TECHNOLOGY
Orientation for organization and management model: APPROPRIATE SCALE - ADVANCED MANAGEMENT
Strategic orientation of financial management: TRANSPARENT INFORMATION - RISK PREVENTION
Orientation of integration and international competition: EQUAL COMPETITION - DEVELOPMENT COOPERATION
Orientation of environmental activities, society and community: ENVIRONMENTAL PROTECTION - SHARE WITH COMMUNITY
Orientation of the Company culture: CONSENSUS - CAUTION - CREATION - PIONEERING
Orientation of sustainable development: HARMONY OF INTERESTS - SUSTAINABLE DEVELOPMENT

6. RISKS AND RESPONSE MEASURES

In the operation, the enterprise has always faced a lot of risk factors objectively and also subjectively, so risk management has always been regarded as one of the admin center of the Company, and it’s necessary to build a long-term and comprehensive risk management strategy.

From actual production business operations, Binh Minh Plastics evaluates some major risk factors that have strong impacts on the activities of the Company as follows:

RISK CATEGORIES	ADMINISTRATION MEASURES:
Debt Risk: This is a factor that depends primarily on the financial capacity of customers but it always is a potential big risk for the Company. In the context of fierce competition, requiring a flexible debt policy to sell goods, risk on prolonged debt and difficulty in dept recovery situations is always the big risks and must be controled prioritly in administration.	The Company applies a policy of mortgage assets and defined limits of liabilities on the collateral value of the customer. Regularly checked against the customer’s debts. Currently, measures that limit the debt risk are quite effective.
Risk of legal environment and changes in the policy: Vietnam’s business environment is still in the phase of continuing to improve the system of legal regulation and frequent adjustments both on macroeconomic and microeconomic policies. Risks of sudden changes and unpredictability of policy always make the enterprises feel worry, lack of confidence in the business environment and lack of assertiveness in the expansion and development of business activities.	Organizing a system to update policy changes regularly, participating in training courses for policy implementations in accordance with regulations. Use of legal services in the activities related to the policy, legality of the Company.
The risk of macroeconomic and market instability: In recent years, macroeconomic shown pretty much of instability, affected by the general world economy and intrinsic factors. Particularly, these instabilities has created negative impacts on the real estate market, land and house, construction and infrastructure development... that are consuming most products of the Company.	The Company regularly updated economic and political information comprehensively, periodically conducting the leader’s reviewing meetings to assess the situation and propose appropriate solutions. Always be careful in deciding the business and investment strategy.



OPERATION SITUATION DURING THE YEAR REPORTS AND ASSESSMENTS BY THE BOARD OF GENERAL DIRECTORS

BINH MINH PLASTICS STILL REMAINS
AS ONE OF THE MOST EFFECTIVE
ENTERPRISE

AND CONTINUES SUSTAINABLE DEVELOPMENT.

- 38 | ACHIEVEMENTS AND REMARKABLE ACTIVITIES DURING THE YEAR
- 42 | RESULTS OF BUSINESS OPERATIONS IN 2015
- 46 | PERSONNEL ORGANIZATION OF THE COMPANY
- 47 | INVESTMENTS SITUATION AND PERFORMANCE OF THE PROJECTS
- 50 | ASSESSMENTS OF FINANCE SITUATION
- 56 | DEVELOPMENT PLAN FOR THE FUTURE



ACHIEVEMENTS AND REMARKABLE ACTIVITIES DURING THE YEAR

VIETNAM VALUE NATIONAL BRANDING PROGRAM

VIETNAM HIGH QUALITY GOODS - 20 CONSECUTIVE YEARS VOTED
BY THE CONSUMERS IN 2015

VIETNAM GOLD STAR AWARD 2015

TYPICAL ENTERPRISES IN HO CHI MINH CITY IN 2015

TOP 500

BIGGEST ENTERPRISES IN VIETNAM IN 2015

TOP 500

FASTEST GROWING ENTERPRISES IN VIETNAM (FAST 500)

MOST EFFECTIVE COMPANY OPERATING IN OF PLASTICS &
RUBBER INDUSTRY IN 2015

TOP 1000

ENTERPRISES PAYING HIGHEST FOR THE OBLIGATION OF TAX PAYMENT
IN VIETNAM IN 2015

TOP 20

TYPICAL ENTERPRISES IN VIETNAM'S STOCK MARKET IN 2015

TOP 50

THE BEST LISTED COMPANIES IN VIETNAM

GOVERNMENT'S EMULATION FLAG IN 2015

EMULATION FLAG GRANTED BY THE VIETNAM GENERAL FEDERATION
OF LABOUR IN 2015

EMULATION FLAG GRANTED BY THE HO CHI MINH CITY FEDERATION
OF LABOUR IN 2015

MERIT CERTIFICATE

REMARKABLE EVENTS DURING THE YEAR



18th Nov 2015

Inauguration of Binh Minh Long An Factory with investment worth of over 144 billion dong in total construction area of 32,400 m², the equipment reaches the capacity of 5,000 tons of fittings /year.

09th -12th Dec 2015

Organization of meeting of project customers in Thailand with nearly 200 customers representing for water supplier, construction contractors and investors for major projects in all over the country.



2015

During the year, the Company organized many training activities and seminars for customers. In the photo: Seminar for Training in connection of HDPE pipes for the Thua Thien Hue Construction, Water Supply and Drainage Ltd. in June 2015.

Nov 2015

The Company cooperated with the authorities to dismantle an organization that produced large-scale fake plastic pipes of Binh Minh trademark in Ho Chi Minh City.



1. RESULTS OF BUSINESS OPERATIONS IN 2015

Binh Minh Plastics had a year with pretty good achievement in whole planned targets: the revenue of 2,970 billion dongs, pre-tax profit of 665 billion dongs. There was some notable changes happened during the year as follows:

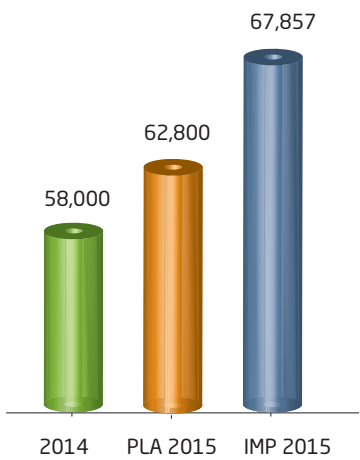
- Raw material prices has started to decline from the 2nd quarter of the year, the decline was not a large gap but it was a steady trend until the end of the year, bringing a strong impact on business performance due to selling product prices unchanged largely.
- The market demand has been stable and increased more than the forecast, so it required more equipment investment. The Binh Minh Long An factory was inaugurated on November 18th 2015 celebrating 38 years of establishment of the Company.
- However, due to lack of machinery and accessories, the situation of commodity shortage was severely happened and lasted until the end of the year although the entire of production capacity was used at all factories.
- The shortage of goods caused a blooming fake with ophisticated methods and stricks. On November 30th 2015, the PC46 Division of the Ho Chi Minh City Poice Deapartment broke a system of fake pipe production under Binh Minh Plastics brandon large scale.
- The retrospective collection of tax has lasted but not definded and caused influence on the time and resources of the Company.
- A series of competition policy must be applied during the year in order to retain customers. Thus, the Company market share has been maintained well.



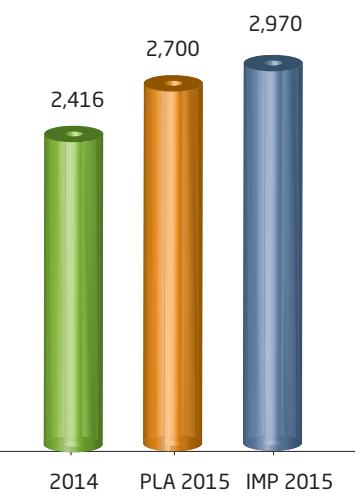
The implementation situation compared to the plan:

NO.	NORM	UNIT	IMPLEMEN- TATION 2014	PLAN 2015	IMPLEMEN -TATION 2015	IMPLEMEN -TATION / PLAN 2015	IMPLEMEN- TATION 2014
1	Revenue	Billion dongs	2,416	2,700	2,970	110 %	119 %
2	Consumption	Ton	58,000	62,800	67,857	108 %	117 %
3	Profit before tax	Billion dongs	481	482	665	138 %	138 %

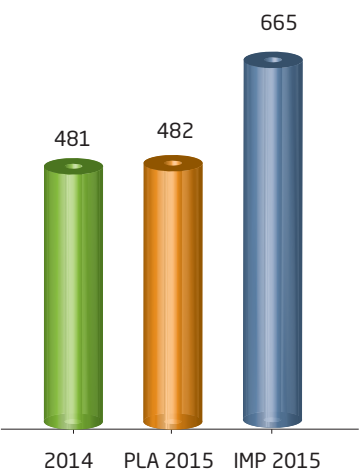
CONSUMPTION CAPACITY
(billion dongs)



REVENUE
(billion dongs)



PROFIT BEFORE TAX
(billion dongs)



To have the good above result, the Company has take advantage in the market of fiercely competition, including:

- Right orientation on product strategy
- High brand value, awareness and wide coverage of brand
- The resources were well utilized. High labor productivity, reasonable production costs.
- Flexibly adjusting the business policy to closely follow the market, while ensuring the effectiveness on the basis of fair competition,
- Calmly handling information and adverse events with appropriate solutions,
- Obtaining the spirit of the collective consensus from officers and staffs and the trust, loyalty from customer systems.
- Having a system of suppliers to stand, and honestly shared with the Company.

The result of Binh Minh Plastics may be compared to a numbers of equitized enterprise in the same industry through the two important criteriaperformed in 2014 as follows:

NO.	CRITERIA	UNIT	NAME OF PLASTICS ENTERPRISE			
			BINH MINH	TIEN PHONG	ĐÔNG NAI	DA NANG
A	B	C	1	2	3	4
1	Revenue	Billion dongs	2,970	3,583	911	82
2	Before Tax Profit	-	665	412	62	02
3	Profit / Revenue	%	22.4	11.5	6.8	2.4

(Source: Café F)

Through this result, it is possible to see that although Binh Minh Plastics was not the enterprise with the highest revenue among the industry, but it still remains the most effective enterprise and it continues sustainable development.

2. PERSONNEL ORGANIZATION OF THE COMPANY

In 2015, there was no change in the Board of Directors General (The brief curriculum vitae in the introduction part of the Board of Directors General members). The percentage of shares with voting rights of each member as shown in the following table:

NO.	FULL NAME	TITLE	NUMBER OF BMP SHARES	RATE OF POSESSION	REMARKS
1	Nguyen Hoang Ngan	Director General	343,639	0.75 %	Vice Chairman of the BOM
2	Nguyen Thi Kim Yen	Deputy Director General	253,908	0.56 %	Member of the BOM
3	Nguyen Thanh Quan	Deputy Director General	6,505	0.01 %	
4	Hong Le Viet	Chief Accountant	02	0.00 %	

In 2015, the Company brought the Binh Minh Long An Factory into operation, so the structure of organization of the Company has been changed. Besides the appointment of the Director and the Deputy Director for the Binh Minh Long An Factory, the Company has strengthened the management apparatus and appointed a series of intermediate-level management officials including the Director for Factory 1; the Manager and Deputy Manager of Marketing Division; the Manager of Administration Division; the Deputy Manager of Human Resource Division; the Deputy Manager of Sale Division and the

Deputy Manager of Information System Management Division.

The Company has recruited staffs and workers to meet the human needs for the whole Company, especially for the Binh Minh Long An Factory which has just started up its operation in October 2015. The total number of officials and staffs of the Company as of the end of 2015 was 758 people.

The Collective Labour Agreement was amended in 2015 in the direction of more favorable to laborers than the Labour Law.

3. INVESTMENTS SITUATION AND PERFORMANCE OF THE PROJECTS



The project of Binh Minh Long An Factory in Long An


In 2015, the Company has completed to deploy the project of the Binh Minh Long An Factory Phase 1, sub-stage 1, worth of over 144 billion dong, with the total construction area of 32,400 m², investment equipment reached the capacity of 5,000 tons of fittings/year. The Factory went into operation in October 2015, has contributed to solve the shortage of fittings of the Binh Minh Plastics in the market.

Investment in machinery and equipment to strengthen the capacity of competitiveness

In parallel with the building up the new Binh Minh Long An Factory, the Company has invested in new, modern, and synchronized equipment to increase competitiveness with a total investment over 119 billion dong.

ERP project

In 2015, the Company continued to develop Oracle ERP project, invested in IT equipment and Windows Servers software license in the NBM and the Binh Minh Long An Factory with the total investment of VND 1,3 billion dong. By the present time, the Company has officially applied 5 modules in 5 locations of the Company, including: the Headquarter of the Company, the Factory 1, the Factory 2 (Song Than branch, Binh Duong), Binh Minh Long An Factory and the NBM.



Situation of Subsidiaries, Associated companies

Northern Binh Minh Plastics One Member Co., Ltd. (NBM)

In 2015, due to the synchronized solutions from the parent Company, the flexible business policy and the input objective advantages, NBM continued to get the extremely optimistic business results, maintained the trend of sales growth and sales volume from the previous year, particularly, in the growth in profit ability: sales exceeded 2,5% from the plan -

increasing 11.4% comparing to 2014; sales volume exceeded 6% - increasing 10,4% comparing to 2014; Profit before tax exceeded 165.5% comparing to the plan - increasing 195% comparing to 2014. The brand of the Binh Minh Plastics constantly affirmed in the Northern market, the products continue to be trusted and used by many, domestic and foreign contractors, investors.

NO.	CRITERIA	UNIT	PERFOR MANCE IN 2014	PLAN IN 2015	PERFOR MANCE IN 2015	PERFORMA NCE/PLAN (%)	PERFORMA NCE/2014 (%)
A	B	C	1	2	3	4 = 3/2	5 = 3/1
1.	Sales	Billion dongs	276	300	307,5	102,5	111,4
2.	Output Volume	Ton	7,200	7,500	7,952	106	110.4
3.	Total profit before taxes	Billion dongs	16.2	15	47.8	265.5	295

NBM's laborers have been matured and increased in quality and quantity. The material life of the laborers has been continued to be improved significantly - the average income of laborers increased by 28% as compared to 2014. The morale life of the laborers has

also been enhanced through exciting competitive movements and practical activities launched by the Company's leaders and trade unions; contributed to foster the confidence and emotional attachment between the laborers and the Company.

Binh Minh Viet Real Estate Investment Business Joint Stock Company

At the present, the project of function conversion to the land area located at 240 Hau Giang St., District 6, Ho Chi Minh City is still in the completion step of procedures for application for investment license, planning approval. The entire job

has been undertaken by the Vietcomreal, a partner of the BMP.

Danang Plastic Joint Stock Company (DPC)

The data of DPC's result of production and business operations in 2015 as follows:

NO.	CRITERIA	UNIT	PERFOR MANCE IN 2014	PLAN IN 2015	PERFOR MANCE IN 2015	PERFORMA NCE/PLAN (%)	PERFORMA NCE/2014 (%)
A	B	C	1	2	3	4 = 3/2	5 = 3/1
1	Sales	Biillion dongs	77	100	81.6	81.6	105.9
2	Total profit before taxes	Billion dongs	1.1	3	2.4	80	218.2

Although the GOMS of DPC approved the plan for 2015 with the sales of 100 billion dongs and the profit of 3 billion dongs, the numbers were very modest comparing to the enterprises with similar scale in the same industry, but the results of business operation of the DPC in 2015 did not reached the plan. However, when compared to the result in 2014, it could be identified that the production and business activities of the DPC shown the signs of recovery, the sales and profit in 2015 increased compared to 2014, respectively 5.9% and 118.2%.

The main causes of the said conversionary results were DPC has been a small-scale enterprise with weak brand and product distribution systems, so it continues to face to many difficulties in sales and stable marketing share, especially in the context of fierce competition with other brands in the traditional market. At the present, the BOM of the BMP and the DPC has been discussing to find the direction for absolute solution in order to help DPC to develop in the following years.

4. ASSESSMENTS OF FINANCE SITUATION

Main financial targets

TARGET	UNIT	2014	2015
1. Targets of solvency			
+ Short-term liquidity ratio	Times	7.1	4.5
+ Quick liquidity ratio	Times	5.3	3.7
2. Target of capital structure			
+ Liability ratio/Total of Assets	Times	0.1	0.2
+ Liability ratio/Equity	Times	0.1	0.2
3. Target of operational capacity			
+ Inventory turnover	Times	4.7	5.4
+ Net income/Total of average assets	Times	1.3	1.3
4. Target of profitability			
+ Ratio of profit after taxes/Net sales	%	15.6	18.6
+ Ratio of profit after taxes/Average equity	%	23.5	27.8
+ Ratio of profit after tax/Average total assets	%	20.9	23.8
+ Ratio of profit from business operation/Net sales	%	19.5	23.9

Source: BMP's audited consolidated statements in 2014

Financial situation

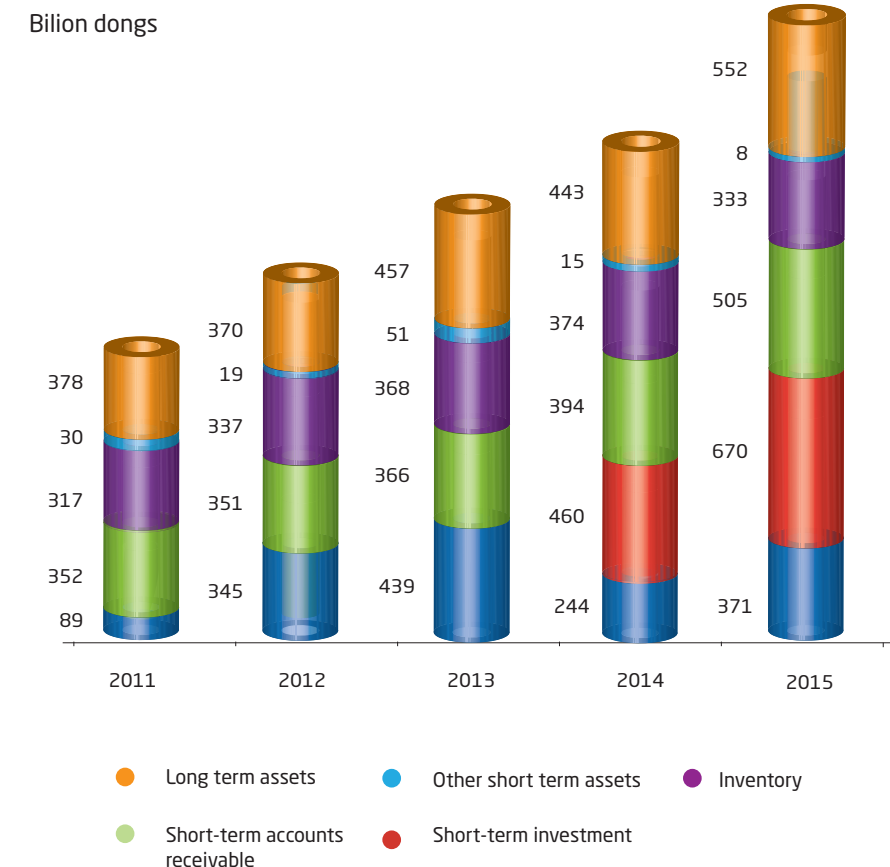
TARGET	UNIT	2014	2015	POSITIVE/ NEGATIVE DIFFERENCE
The total value of assets	VND billion	1,929	2,438	509
Net sales	"	2,416	2,792	376
Profit from business operation	"	472	668	196
Other profit	"	1	-3	-4
Profit before taxes	"	481	665	184
Profit after taxes	"	377	519	142
Percentage of profits for dividend payment (*)	%	42.2	17.5*	-24.7

(*) Dividend rate of advance in 2015



Analysis of asset structure - capital:

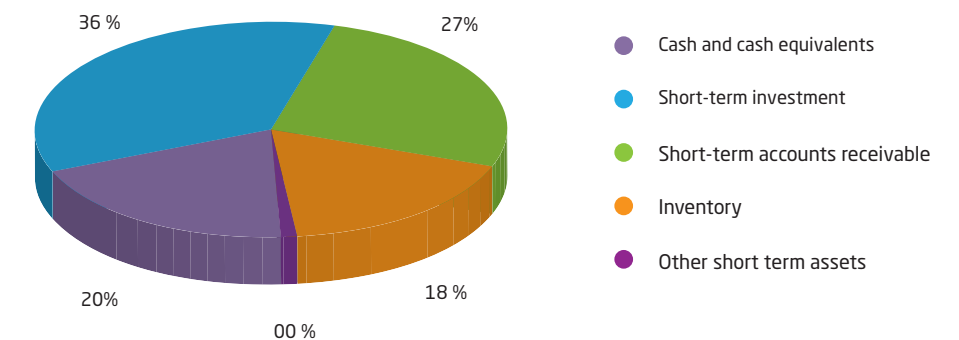
STRUCTURE OF ASSETS



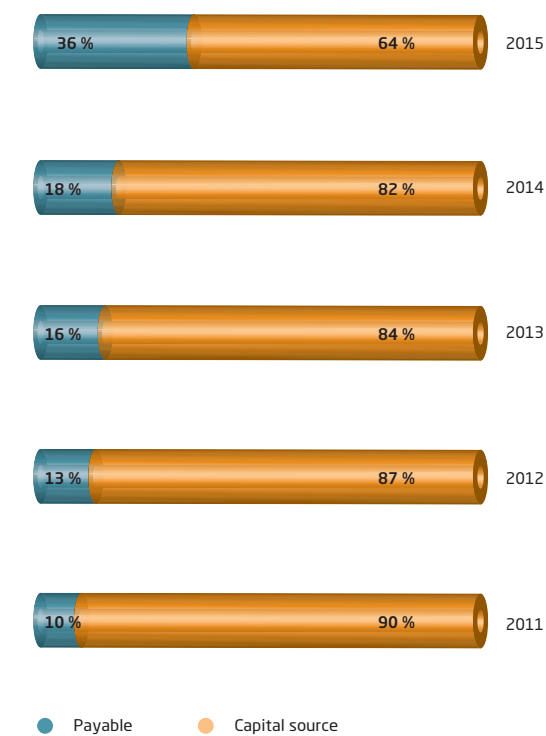
As at December 31st 2015, the total assets of BMP reached 2,438 billion dong, increased 26% as compared to the previous year, mainly due to short-term assets increased by 400 billion dong, accounting for 77.4% of the total assets. In structure, the proportion of short-term assets continued to the trend of increase from the previous years. The proportion of long-term assets also changed, the value increased to 109 billion dong due to the Binh Minh Long An Factory in Phase 1 officially put into use.

In the structure of current assets, cash and cash equivalents accounted for 19.7%, short-term investments (over 3 months bank deposits term) accounted for 35.5%. The two accounted for 55.2% in current assets. Although the revenue increased VND 470 billion, the liabilities receivables only increased VND 50 billion, because BMP still encourages customers to use the form of immediate discount payment in order to minimize the risk of debt recovery which may occur in the future.

STRUCTURE OF SHORT TERM ASSETS



STRUCTURE OF CAPITAL SOURCE



Until the present time, 64% of total assets of the BMP still be financed by equity. The BMP has not needed outside capital yet but it can finance itself to all short-term and long-term investment of the enterprise. However, in the future, the need to expand the factory, machinery and equipment investment increasing, the structure may be a changed.

Structure of liabilities in 2015 is absolutely short-term liabilities. The BMP's total liabilities increased over the years and reached 423 billion dong at the time of December 31st 2015. Loans are the amounts that BMP let customers deposit for deferred purchases. Other payables suddenly increased due to recording the dividend payable to shareholders in accordance with the Resolution of the Board of Management and are actually spent in January 2016.

Financial indicators

NORM	Unit	2011	2012	2013	2014	2015
Solvency						
Current solvency	Times	6.8	7.1	6.4	7,1	4.5
Fast solvency	Times	4.1	4.80	4.5	5,3	3.7
Solvency in cash	Times	0.8	2.3	2.3	1.2	0.9
Profitability						
Profit after taxes / Net sales		16.1%	19.1%	17.8%	15.6%	18.6%
Profit after taxes / Average total assets (ROA)		27.4%	27.8%	23.9%	20.9%	23.8%
Profit after taxes / Average equity (ROE)		31.0%	31.0%	26.8%	23.5%	27.8%
Activities efficiency						
Inventory turnover	Times	4.4	4.0	4.2	4.7	5.4
Period of average collection	Day	46	56	52	45	42
Period of average payment	Day	11	10	13	12	15
Turnover of total assets	Times	1.7	1.5	1.3	1.3	1.3

a. Compared with previous years, the indicators of current payment, fast payment and payment in cash reduced, partly due to disbursement for investment to build up the Binh Minh Long An Plastics Factory, partly due to short-term liabilities increased sharply at the end of the year. Solvency in cash remained only 0.9 times in 2015 due to over 3 month deposit term classified as short term investment. If this transfer becomes shorter-term deposit, then one VND from short-term liability at the end of 2015 will bring VND 2.5 in cash with the highest solvency guarantee

for the implementation of the payment obligation. Therefore, the risk in payment almost do not exist and this is the advantage of the BMP in preserving its reputation and building up the trust with the suppliers.

b. In 2015, the norms of revenue and profit of the Company were very good, leading to the indicators of profitability rose sharply compared to the last year. In VND 100 in revenue generated in 2015 by the BMP, the gain in profit after tax was VND 18.6. This achievement was because the Company has continually invested



to expand production and diversified products, and at the same time, actively promoted its image, customer care, market development increasingly widespread all over the country.

c. Overall, the BMP's performance of using its assets improved much more than in the previous year. Inventory turnover was 5.4 rounds, increased 0.7 round as compared to 2014. The average period of cash collection was 42 days, decreased 3 days as compared to the last year. The situation of liabilities receivables was always particularly keen by the BMP,

most of the liabilities are with secured assets, as the result of this, and they still remain in the control of the enterprise.

It is expected in 2016 - 2017, the BMP continues to deploy the Binh Minh Long An Factory, Phase 2, and at the same time to upgrades the equipment to meet the demands of market growth with a total cost estimated to more than VND 600 billion, so it is possible that there will be effect to the reservation. However, with investment plans at the market demand, the BMP can completely balance its capital, no need to add external funding.

5. DEVELOPMENT PLAN FOR THE FUTURE

Challenges:

- ASEAN Economic Community (AEC) was formed, creating challenges to compete with rival products from countries in the AEC.
- There are more competitors in the domestic market. There are many severe and unhealthy signs of competition.
- Counterfeits and fakes do not only affect on the economic benefits, but also - more dangerous - erode customer confidence and affect the reputation of the Company.
- Improving to effectively exploit ERP system, improving the Company management capacity
- Building the strategies and system for risk management
- Completing the plan to restructure the Company towards a reasonable and effective directions.
- To organize activities to celebrate the 40th years of the Company establishment (November 16th 2017).

Company's development orientation in phase of 2016-2017 will focus on some of activities as follows:

- Unifying product standards to ensure conformity to national and international regulations.
- Quickly enhancing competitive ability through innovative activities, promoting investment in new product development and investment to strengthen production capacity.
- Completing and putting into operation of Binh Minh -Long AnFactory of phase 2.
- Planning distribution models and business policies in accordance with unity orientation.

For many years, the Company is truly realizing the philosophy of "HARMONY OF INTERESTS" between Shareholders - Customers - Laborers. By the best effort, Binh Minh Plastics is creating higher profits for shareholders, good benefits for customers and adequate income for Laborers. Moreover, Binh Minh Plastics has built a solid foundation for the sustainable development aiming at improving the quality of life, reducing poverty and creating prosperity.


However, In the 2016 new year message, the Director General also issued a warning about the challenges ahead.

“Our biggest luggage in the journey forwards is our “CONFIDENCE”, Confidence in the Tradition & Culture of the Enterprise; Confidence in the Core capabilities of the Company; and Confidence in human resource with full of enthusiasm. Confidence but not arrogant; Confident to do not shrink from difficulties, not arrogant to awake in every step, avoiding the stumble steps on a long road.

The warning to those who are “sleeping on the victory” is always not an old lesson and we are trying our best to not fall into the “trap” always GOOD but never become GREAT. ”

BINH MINH PLASTICS

SOLID FOUNDATION READY FOR INTEGRATION





ASSESSMENTS OF THE BOM ON ACTIVITIES OF THE COMPANY

TOTAL REVENUE OF
2,970 BILLION, INCREASING 18.8%,
PROFIT BEFORE TAX
665 BILLION, INCREASING 38.3%,
BASIC EARNINGS PER SHARE
VND 11,410, INCREASING 32.7%
COMPARED TO 2014.

- 60 | SHAREHOLDER STRUCTURE UNTIL DECEMBER 31st 2015
- 62 | ASSESSMENTS OF THE BOM ON ACTIVITIES OF THE COMPANY
- 63 | ASSESSMENTS OF BOM ON ACTIVITIES OF THE BOARD OF DIRECTORS GENERAL
- 64 | CONSIDERATION ON THE FUTURE
- 65 | COMMITMENTS OF BOM

1. SHAREHOLDER STRUCTURE
UNTIL DECEMBER 31ST 2015

a. Information on shares

In the past year, the Company did not change its charter capital, nor increase or decrease.

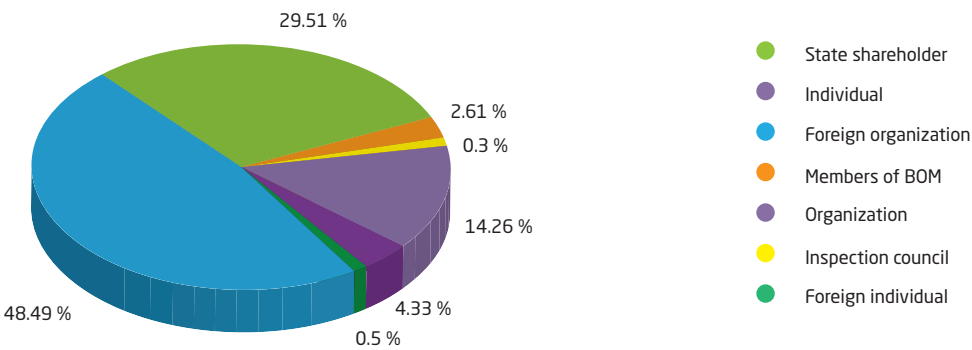
TOTAL NUMBER OF SHARES	45,478,480
The type of shares in circulation: common shares	45,478,480
The number of shares of free assignment	45,395,610
The number of shares of restricted assignment	82,870

The company has no treasury shares and other types of certificates.

b. Detailed information on the shareholder structure:

SHAREHOLDER STRUCTURE	NUMBER OF HELD SHARES	RATE %
State shareholder	13,422,170	29.51 %
Members of BOM	1,187,687	2.61 %
Inspection council	134,495	0.30 %
Individual	6,483,249	14.26 %
Organization	1,970,872	4.33 %
Foreign individual	228,080	0.50 %
Foreign organization	22,051,927	48.49 %
TOTAL	45,478,480	100 %

SHAREHOLDER STRUCTURE



Information on the major shareholders who owned from 5% or more

NO.	FULL NAME	TYPE OF SHAREHOLDER		NUMBER OF SHARES POSSESSION	PERCENTAGE %
1	State Capital Investment Corporation	Organization	Domestic	13,422,170	29.51 %
2	The Nawaplastic Industries (Saraburi) Co. Ltd.	Organization	Foreign	9,279,049	20.40 %
3.	Franklin Templeton Investment Fund - Templeton Frontier Markets Fund	Organization	Foreign	4,904,418	9.01 %
	TOTAL			26,798,637	58.93%

Transaction of major shareholders:

NO.	SHARE HOLDERS	NUMBER OF SHARES BEFORE THE TRANSACTION	PERCENTAGE OF POSSESSION BEFORE THE TRANSACTION	TYPE OF TRANSACTION	NUMBER OF SHARES AFTER THE TRANSACTION	PERCENTAGE OF POSSESSION AFTER THE TRANSACTION	EXECUTION TIME
1	Vietnam Holding Limited	2,351,925	5.17%	Sell	1,503,665	3.31%	2015

2. ASSESSMENTS OF THE BOM ON ACTIVITIES OF THE COMPANY

The year of 2015 ended with the good results for the Company, the high growth in all economic indicators, especially in profit - Total revenue of 2.970 billion, increasing 18.8%; profit before tax 665 billion, increasing 38.3%; basic earnings per share 11.410 dong, increasing 32.7% compared to 2014.


The above figures have confirmed the correctness in the foresight of the BOM and the consistent implement steps at each time of the Directors General with steady goal to continue sustainable development:

- Strategic orientation: Expressing clearly enduring strength of Binh Minh Plastics in the field of plastic construction materials production industry. The choice of product structure, the level of investment, market segment hinge the strategy for maintain position as a leading plastic company in Vietnam. Reality has demonstrated these strategic orientation is highly accordance, based on the objective conditions and subjective internal forces, not content itself with past achievements, but also not adventurous the capital of shareholders.
- Human Resource Development: In the past year at Binh Minh Plastics, it has seen the addition of a new huge human resources compared to the previous years. A team of many young, knowledgeable engineers, economic bachelors, was carefully recruited to both serve immediate needs, and to wait in front for the development in the future.
- Increasing of investment: This is a year, Binh Minh Plastics built up the Binh Minh -Long An Factory, completing a more powerful, faster investment picture to catch up with the growth of the construction market; well prepared for the international integration through advanced machinery systems and modern facilities.
- Protecting the environment: the working environment is specially paid attention with a series of landscape renovation projects at the existing factories, the new factory was built up with green, clean and beautiful criteria. Ensuring the health for laborers, for consumers through product quality and protection of the surrounding natural environment.
- Smart Management: Systems of administration, management are unceasingly improved, modernized. The Company has fully implemented the the system of Enterprise Resource Planning ERP. This is a large and decisive investment to specialize handling skills and speed up information processing to help Company leaders make the right policy decisions.
- Brand enrichment: the most valuable thing of Binh Minh Plastics brand - though facing of a huge and severe competition from enterprises of the same industry - is market share still be maintained and grown up. The brand is increasingly trusted by consumers, widely recognized, the strongly supported by the distribution system.
- Harmonization of benefits: being a joint stock company, there are no occurrence of conflicts of benefits is the largest and hardest goal which the Company has continuously achieved so far.

3. ASSESSMENTS OF BOM ON ACTIVITIES OF THE BOARD OF DIRECTORS GENERAL



- Board of Directors General although in many different of life age, professional, personality, but they all have been trained and matured in the Company for decades. They all have the good political qualities, deeply understand of their fields in charge are capable of effective management, are trusted by laborers, customers, partners and outside shareholders, well completed the assigned work with the devotion, ability to process information and giving right decisions.
- However, it still needs to be speeded up. It needs the more bold steps in training young officials, the further authorization for intellectual concentration to successfully implement the strategic orientations of the Board of Management, avoiding participating deeply in too many specific work or too long researches and therefore miss the given opportunities, affecting the ability to make timely decisions.



4. CONSIDERATION ON THE FUTURE

- The determination of political stability, country security of the government will make macroeconomic of Vietnam brighter, more brilliant, creating suitable premises for enterprises manufacturing products serving infrastructure as Binh Minh Plastics, and the forecast of construction growth may remain at two digit, this is the basis for the Company to continue growing high in 2016.
- However, on the way of international economic integration, beside the advantages and benefits for the country, it also face a more intense competition in a country that certainly still has many demands for construction as our country. To get over, beside abilities of the Board of Management and the Board of Directors General, it still depends on the fairness, appropriateness of the State policy, and the implementation of the relevant authorities.
- There is a close relation between the effectiveness of Binh Minh Plastics and the price of oil - the basis to form the plastic raw material prices - but it is very difficult to predict in long-term because it depends on many difference factors in the world, not only merely reflecting the value of exploitation. Therefore, there are short-term forecasts only and it requires the sensitivity in assessing the situation to not adversely affect production and business efficiency.

5. COMMITMENTS OF BOM

From the above considerations, compared to the convenient factors and the intrinsic difficulties of the Company, the Board of Management still remains the confidence that Binh Minh Plastics is developing in the right direction, always takes steps to meet the current requirements and prepare for the future. The Board of Management pledges to create strong conditions and to work closely with the Company's Board of Directors General,

fulfilling entrusted tasks to bring high effects to shareholders, to ensure the stability life with a growing trend for laborers, well meet the requirements of social community and supply sufficient market demands with high quality products.

Binh Minh Plastics will continue to develop on a **solid foundation and ready for integration.**



THE COMPANY MANAGEMENT

CREATING AN ENVIRONMENT

TO CLOSE THE MEMBER OF BOM, THROUGH WHICH TAKING
ADVANTAGES OF THE STRENGTHS OF EACH PERSON

68 | THE BOARD OF MANAGEMENT

78 | THE INSPECTION COMMITTEE (IC)

82 | TRANSACTIONS, REMUNERATION, AND BENEFITS

1. THE BOARD OF MANAGEMENT

a. Members and structure of the BOM

The General Meeting of Shareholders in April 2013 elected the BOM for new term from 2013 to 2018 consisting of 5 members. The structure of the BOM includes: 3 non-executive members and two members involve in executive tasks. There is 1

members who is a foreigner representing a major shareholder. In 2015 there is no change in the composition of the BOM. The brief curriculum vitae of each member of the Board of Management would be seen the introduction part of members of the BOM.

NO.	FULL NAME	POSITION IN BOM	SHARE PERCENTAGE OF OWNERSHIP (%)	MEMBER OF BOM IN OTHER COMPANIES
1	Le Quang Doanh	Chairman of BOM No-executive	Individual: 590,140 (1.3%)	None
2	Nguyen Hoang Ngan	Vice Chairman	Individual: 343,639 (0.76%)	None
3	Nguyen Thi Kim Yen	Member	Individual: 253,908 (0.56%) Representative of SCIC: 6,711,745 (14.76%)	None
4	Nguyen Hong Minh	Member No-executive	Individual: 0% Representative of SCIC: 6,711,745 (14.76%)	None
5	Suchai Asvathavornvanit	Member No-executive	Individual: 0% Representative of Nawaplastic Industries Co., Ltd.: 9,279,049 (20.4%)	None

b. The sub-committees under the BOM

SUB-COMMITTEES	MEMBER	TITLE IN COMPANY
Human Resources - Policies - Salary and Bonus	1. Mr. Le Quang Doanh	Chairman of the BOM
	2. Mr. Bui Quang Khoi	Binh Minh Long An Director; Secretary Company
	3. Mr. Nguyen Thanh Hai	Marketing Manager
	4. Mrs. Nguyen Kim Bích	Human Resource Manager
	5. Mrs. Nguyen Thi Chuc Quynh	Administration Executive
Shareholder Relations	1. Mrs. Nguyen Thi Kim Yen	Member of the BOM - Deputy General Director - Chairman of the COM of NBM
	2. Mr. Bong Hoa Viet	Administration Manager
	3. Mr. Nguyen Viet Anh	Investment Research and Development Department Deputy Manager
	4. Mr. Phung Huu Luan	Financial and Accounting Deputy Manager - Supervisors of the NBM
Strategy - Development	1. Mr. Nguyen Hoang Ngan	Vice Chairman of the BOM - General Director
	2. Mr. Suchai Asvathavornvanit	Member of the BOM
	3. Mr. Nguyen Thanh Quan	Deputy General Director
	4. Mr. Hong Le Viet	Financial and Accounting Manager, Chief Accountant
	5. Mrs. Nguyen Thi Phuong Nga	Sales Manager
Risk management and Internal Supervision	1. Mr. Nguyen Kim Thuong	Manager of Information system Management Division
	2. Mrs. Nguyen Hong Minh	Member of the IC
	3. Mrs. Nguyen Luu Thuy Minh	Member of the IC
	4. Mrs. Nguyen Ngoc Linh	Deputy Human resources Manager
	5. Mrs. Vy Thi Hong Loan	Deputy Sales manager



c. Activities of the BOM

In 2015 the activities of the BOM still were remained well, positively. The members were responsible and did well their roles. The resolutions and decisions of the BOM timely met the actual situations of the Company. Especially, the BOM did well monitoring role, alongside the Board of Executive to implement plan in 2015 achieving the highest efficiency ever.

- Creating an environment to close the members of the BOM, through which taking advantages of the strengths of each person - the directors, financial experts, economic experts - each member has conditions to develop their strong points in the Sub-committees and made useful contribution to the BOM.
- Overcoming barriers of language, culture, the consensus of the BOM in launching basic principles, and flexibly adding, adjusting the benefits harmony between

shareholders, laborers, customers, communication has spread to the Board of Directors General, officials and staffs, and even customers, partners of the Company.

- Schedules and contents of working of the BOM were scientific, principle, flexible, and suitable with conditions of each member, also created favorable conditions in operation for the Board of Directors General but ensured close mornitoring of the BOM.
- BOM was very seriously in the implementationofmanagementstandards, not giving up, not compromising in order to improve the capacity of the members of each working position, expressing in the strict requirements of the contents of tasks, implementation schedule and completion results. There are no “nominal members” or “half- hearted members” in the BOM.



The participation situation in the meetings of the Board of Management

NO.	MEMBERS OF THE BOM	POSITION	NUMBER OF MEETINGS ATTENDANCE	PERCENTAGE %
1	Mr. Le Quang Doanh	Chairman	05	100
2	Mr. Nguyen Hoang Ngan	Vice Chairman	05	100
3	Mrs. Nguyen Thi Kim Yen	Member	05	100
4	Mr. Suchai Asathavornvanit	Member	05	100
5	Mrs. Nguyen Hong Minh	Member	05	100

The Resolutions of the BOM

RESOLUTION NO.	DATE	CONTENTS
01/NQ-BM/HĐQT/2015	23/4/2015	Paying the second stage of dividends in cash in 2014, rate 25%.
02/NQ-BM/HĐQT/2015	16/10/2015	Reappointing all senior personnel; amending the regulation; opening room for foreign ownership and paying dividends in advance for 2015.
03/NQ-BM/HĐQT/2015	21/12/2015	Adjusting the final registration date and the rate paying dividends in advance first stage /2015.

The Decisions of the BOM

NO.	DECISION NO.	DATE	CONTENTS
01	01/QĐ-BM/HĐQT/2015	20/01/2015	Issuing the internal coordination regulations.
02	02/QĐ-BM/HĐQT/2015	26/01/2015	Issuing the unit of salary in 2015 to the Company.
03	03/QĐ-BM/HĐQT/2015	23/6/2015	Dismissing position of Vice Chairman of the Council of Members of Northern Binh Minh Plastics Co., Ltd (NBM) for Mr. Nguyen Thanh Hai because of turning back to the parent Company.
04	04/QĐ-BM/HĐQT/2015	23/6/2015	Appointing the position of Member of the Council of Member of the NBM to Mr. Le Thanh Hai - Director of NBM.
05	05/QĐ-BM/HĐQT/2015	01/7/2015	Adjusting of salary unit of the Company.
06	06/QĐ-BM/HĐQT/2015	01/7/2015	Distributing of profits in 2014 and handling tax of NBM.
07	07/QĐ-BM/HĐQT/2015	01/7/2015	Increasing term salary to the Director General.
08	08/QĐ-BM/HĐQT/2015	20/8/2015	Appropriation of Executive Fund in 2014
09	09/QĐ-BM/HĐQT/2015	01/10/2015	Using of the copper seal specimen
10	10/QĐ-BM/HĐQT/2015	01/10/2015	Using of the rubber seal specimen
11	11/QĐ-BM/HĐQT/2015	09/11/2015	Reappointing Director General to Mr. Nguyen Hoang Ngan
12	12/QĐ-BM/HĐQT/2015	09/11/2015	Reappointing Deputy Director General to Mr. Nguyen Thanh Quan
13	13/QĐ-BM/HĐQT/2015	09/11/2015	Expanding time the appointment of Deputy Director General



d. Activities of non-executive members of the BOM

Mr. Le Quang Doanh

He always clearly expressed the role of the Chairman of BOM through choosing of the issues, organizing meetings and activities of the BOM. He represented the BOM working with the Board of Directors General, thereby catch and direct timely the issues. He has had proper orientation instructions, supported the Board of Directors implementation of manufacturing and business plans, maintaining the stable unity, ensuring employment and incomes for the labors. He also is the Head of Sub-committee of Human Resources - Policy - Remuneration. He had instructions to the Sub-committee studying and recommending the important issues of policy, personnel to the BOM, preparing for continuous strong development steps of the Company.

Mr. Suchai Asvathavornvanit - Representing the major shareholder of NAWAPLASTIC

Although not living in Vietnam, but he always arrange to fully participate in all meetings of the BOM and the Sub-committee of Strategy - Development. With his own experience in the field, he give many useful suggestions for the activities of the BOM and for production and business activities of BMP in the past year.

Mrs. Nguyen Hong Minh - Representing the major shareholder of SCIC

She always fully participated in the meetings of the BOM and Sub-Committee of Risk Management - Internal Control. With

her knowledge and her positions at SCIC, she made many positive contributions to other activities of the BOM, being the connection in communicating between SCIC and BMP.

Activities of the Sub-committees under BOM

Generally, the Sub-Committees under the BOM had stable operated in 2015. The Sub-committees considered, reviewed policies, regulations and activities of the Company, having proposals, consultancies to assist the BOM in directing the general strategic of the Company. Besides, the members of the Sub-committees are the persons responsible in work, actively operate, met the requirements for production and business activities of the Company.

• Sub-committee of Investor Relations

In 2015, the Sub-committee of Investor Relations completed its mission well. Timely announcing the information of the Company following the provisions of law. Held four quarterly meetings with shareholders, investors and organizations and individuals interested in the production and business situation of the Company and answered the comments, questions from shareholders. Organized 25 sessions separately contacting with investors organizations. Highly appreciated by shareholders, investors, securities companies on the efficiency, transparency and timeliness in its activities.

• Sub-committee of Policy, Human resource, Remuneration

In the past year, the Sub-committee worked quite actively. Specifically, the



Sub-committee had recommendations on amending the internal management policies of the Company; contributed positively in amendment of the Company Regulations under the new Enterprise Law; produced proposals for the regulations of salary, bonuses. The Sub-committee has proposed to the BOM issuing regulations on internal coordination between the parent company and subsidiaries to unify the management but ensuring the flexibility and activeness of subsidiaries.

• Sub-committee of Development Strategy

Effectively consulting the Board of Directors on the strategy and investment plans for each year, especially for solving the shortage of goods in 2015 and for the

investment in construction of Binh Minh Long An Factory.

• Sub-committee of Risk Management and Internal Control

In 2015, the Sub-committee proposed to consider the transformation of the models of Song Than and Binh Minh Long An similar to NBM as prescribed by law. Considered using outsource for the fields that did not need much skill and experience at the company.

e. List of the members the BOM with training certificates on company management

All 5 members of the Board of Management have training certificates on company management. In 2015, the members the BOM did not participate in any additional training programs.

2. THE INSPECTION COMMITTEE (IC)

The IC for term of 2013 - 2018 consists of 3 members, two members are working in the Company and one is an external member representing for State shareholder (SCIC). In 2015, there was no change in the composition of the IC. The brief curriculum vitae of each member of the IC would be seen at the introduction of members of the IC.

The percentage of ownership of shares with voting rights of individual members of the IC

NO.	FULL NAME	POSITIONS	SHARES PERCENTAGE OF OWNERSHIP (%)	NOTE
1	Nguyen Thi Phuong Nga	Head of Committee	126,692 (0.28%)	
2	Nguyen Luu Thuy Minh	Member	7,800 (0.02%)	
3	Nguyen Thi Tham	Member	0 (0%)	Member of the IC from SCIC

a. Activities of the IC in 2015

The activities plans of the IC in 2015 mainly focused on functions and tasks of the IC in accordance with law and the Regulation of the Company:

- Monitoring the implementation of the resolutions of the GMOS;
- Monitoring the operational and financial situation of the Company;
- Monitoring the activities of the BOM, the Board of Directors General
- Reviewing the implementation of the processes and regulations applied in the Company.

The meetings of the IC

MEETING	MAIN CONTENTS
The first session March 28th 2015	<ul style="list-style-type: none"> • Reviewing financial statements in 2014 • Reviewing the implementation of the regulations on control of customer debts • Approving the activity final report of the IC in 2014 • Reviewing the implementation of the tasks of the members of the the IC in 2014 • Preparing the GMOS in 2015
The 02nd session August 07th 2015	<ul style="list-style-type: none"> • Checking the business situation for first 6 months of the year • Inventory situation of the first 6 months of the year • Reviewing the semi-annual financial statements in 2015 • The implementation situation of the resolutions of the GMOS in 2015 • Activity Plan of the last 6 months of the IC

Besides the official meetings, the IC participated in 02 regular meetings with the BOM and implemented exchanges between the members of the IC via email, phone to ensure the members of the IC thoroughly understand the policies of the Company and timely support each other in tasks to achieve the highest efficiency

b. Supervising report on the implementation of resolutions of the General Meeting of Shareholders in 2015

NO.	Norm	According to Resolution	Implementation	Rate %
1	Distribution of profits and payment of dividends in 2014		In comply with resolution	100
2	Net revenue	2,700 billion	2,970 billion	110
3	Profit before tax	482 billion	665 billion	138
4	Investment Plan	488.5 billion	263	52.6
5	Dividends in cash	minimum 20%	implemented of 15%	75
6	Remuneration of the BOM	2.5 billion	2.5 billion	100
7	Remuneration of the IC	625 million	625 million	100
8	Bonus for the BOM and the IC	Decision of The GOMS in 2015	Not implemented yet	

c. Evaluation of activities of the IC in 2015

With the activities program of the IC in 2015, each member fulfilled the assignments by the IC on time, on schedule. In addition, the IC also participated in the implementation of the annual report, together with the BOM successful organized the annual GMOS.

The members of the IC have good moral characters, positive working spirit, good relations with the surrounding people,

not taking advantage of information for personal gain, affecting the Company.

During the past year the IC actively operated, received high coordination, facilitated by the BOM and the Board of Directors General to complete the tasks entrusted by the GMOS. The IC pledged to continue the implementation of its work carefully and fairly, comments and data are truthful and objective.



82 3. TRANSACTIONS, REMUNERATION, AND BENEFITS

a. Taxable incomes of the BOM, the Board of Directors General, the IC at the Company

FULL NAME	POSI- TIONS	SALARY- OFFICIALS/ STAFFS	BONUS- OFFICIALS/ STAFFS	UNIONS ALLOWANCE	REMUNERA- TION FOR THE BOM + THE IC - PHASE 2-2014	REMUNERA- TION FOR THEBOM + THE IC - PHASE 1-2015	BONUS FOR THEBOM + THE IC - IN 2014	RETIREMENT BENEFITS	TOTAL INCOMES BEFORE PERSONAL INCOME TAX	PERSONAL INCOME TAX	INCOMES AFTER PERSONAL INCOME TAX
Le Quang Doanh	BOM				263,150,000	315,790,000	1,025,000,000		1,603,950,000	160,395,000	1,443,555,000
Nguyen Hoang Ngan	BOM	1,328,837,820	404,066,518	20,888,799	184,212,000	221,053,000	717,000,000	0	2,876,058,137	832,049,184	2,044,008,953
Nguyen Thi Kim Yen	BOM	1,164,020,561	335,989,494	23,130,541	157,896,000	189,474,000	614,000,000	226,432,341	2,710,942,937	789,896,592	1,921,046,345
Suchai Asvathavornanit	BOM				157,896,000	189,474,000	307,000,000		654,370,000	130,874,000	523,496,000
Nguyen Hong Minh	BOM				157,896,000	189,474,000	307,000,000		654,370,000	46,489,600	607,880,400
Total of BOM		2,492,858,381	740,056,012	44,019,340	921,060,000	1,105,265,000	2,970,000,000	226,432,341	8,499,691,074	1,959,704,376	6,539,986,698
Nguyen Thi Phuong Nga	IC	668,636,556	197,467,534	0	114,000,000	180,400,000	320,000,000	0	1,480,504,090	307,615,308	1,172,888,782
Nguyen Luu Thuy Minh	IC	213,401,192	61,708,120	0	68,000,000	59,800,000	240,000,000	0	642,909,312	67,765,524	575,143,788
Nguyen Thi Tham	IC				68,000,000	59,800,000	240,000,000		367,800,000	30,800,000	337,000,000
Total of IC		882,037,748	259,175,654	0	250,000,000	300,000,000	800,000,000	0	2,491,213,402	406,180,832	2,085,032,570
Nguyen Thanh Quan	DD	1,017,400,358	305,798,810	12,013,579	0	0	0	0	1,335,212,747	247,811,700	1,087,401,047
Hong Le Viet	AM	919,839,746	282,514,492	0	0	0	0	0	1,202,354,238	231,718,584	970,635,654
Other total		1,937,240,104	588,313,302	12,013,579	0	0	0	0	2,537,566,985	479,530,284	2,058,036,701
TOTAL		5,312,136,233	1,587,544,968	56,032,919	1,171,060,000	1,405,265,000	3,770,000,000	226,432,341	13,528,471,461	2,845,415,492	10,683,055,969

b. Share transactions of the inside
shareholders

In 2015, the inside shareholders did not perform any transactions with share of the Company.

c. Contracts or transactions with the
inside shareholders

In 2015, the Company did not record any contract or transaction between the Company and the related inside shareholders according to the provisions of the Regulation of the Company (including the members of the BOM, the members of the IC and the member of the Board of Directors General).

d. The implementation of regulations
on Company management

The implementation of regulations on Company management according to

advanced models was always put on the top by the BOM and the Board of Directors General. In 2015, the activities of the BOM, the IC, the Board of Directors General were in accordance with law and the Regulation of the Company, there was nothing unusual in the activities of these members.

The Company public information periodically and unusually about the situation of the Company management in accordance with the provisions of the law on securities and securities markets. In the year, there was no reminding of HOSE on this issue.

The Company continues developing ERP system to help management tasks more and more transparent. Reviewing some internal work processes to prevent financial risks in manufacturing and business operations of the Company.





FINANCIAL STATEMENTS AND AUDITED REPORT

1. INDEPENDENT AUDIT

Company's name: Nam Viet Accounting and Audit Financial Consultancy Services Co., Ltd. (AASCN)

Address: 29 Hoang Sa St., District 1, Ho Chi Minh City
Telephone : (84-8) 3910 3908
Fax : (84-8) 3910 4880

• Main auditor conducted auditing for the Company

Mrs. Nguyen Hong Nga

Number of registration certificate of audit practice: 1266-2013-152-1 performed audit for the Company in 2015.

• Assessment of audit

The unit performing our Company data audit in 2015 was Nam Viet Accounting and Audit Financial Consultancy Services Co., Ltd. (AASCN), one of the sixth audit units approved by the General Shareholder Meeting in 2015. After reviewing the audited report, we agreed with the data and conclusions of the audit unit.

2. INTERNAL AUDIT

The Company did not perform internal audit. Any accounting figures, consolidated financial activities were quarterly reported by the functional department to the Executive Board, the Board of Management quarterly and periodically audited every 6 months. The Internal Control and Risk Management Committee in collaboration with the application process managed by ISO 9001 system control helped to control well any activities and timely reported to the Executive Board and the Board of Management any issues related to the management of the Company.

THE CONSOLIDATED FINANCIAL STATEMENTS

- 88 | STATEMENTS OF THE BOARD OF DIRECTORS
- 92 | INDEPENDENT AUDITORS' REPORT
- 94 | CONSOLIDATED BALANCE SHEET
- 98 | CONSOLIDATED INCOME STATEMENT
FOR THE YEAR ENDED 2015
- 99 | CONSOLIDATED STATEMENT OF CASH FLOW
FOR THE YEAR ENDED 2015
- 101 | NOTES TO THE CONSOLIDATED FINANCIAL
STATEMENTS FOR THE YEAR 2015





STATEMENTS OF THE BOARD OF DIRECTORS

The Board of Directors of Binh Minh Plastics Joint Stock Company (hereafter called “the Company”) would like to present its statements and the consolidated financial statements of the Company and Subsidiary for the year ended 31st December 2015.

Overview

Binh Minh Plastics Joint Stock Company was established under Decision No. 209/2003/QĐ-BCN dated on 4th December 2003 by the Ministry of Industry, transforming State enterprises into a joint stock company.

The Company’s business license – No. 4103002023 – was issued on 2nd January 2004. The fifth amendment on the business license – No. 0301464823 – was issued by the Planning and Investment Department of Ho Chi Minh City dated 7th October 2013.

The Company’s key business activities are in the manufacturing and trading of civil and industrial, products made of plastic and rubber; designing, manufacturing, trading plastic moulds for the casting industry; producing and trading machinery, materials, sanitation for the construction industry; interior decoration; consultancy and execution of water drainage, yards, and warehouses; appraisal, analysis and testing for the chemical industry; trading in import and export materials, chemicals, machinery for the plastic industry, mechanical industry and construction industry; water supply and drainage; and laboratory equipment; transportation of goods by road; advertising.

The Company’s head office is located at 240 Hau Giang, Ward 9, District 6, HCM City.

The Company has the following branches:

NAME	ADDRESS
Binh Minh Plastics Joint Stock Company Branch	No. 7, Street No. 2, Song Than 1 Industrial Zone, Di An Town, Binh Duong Province
Binh Minh Plastics Joint Stock Company - Vinh Loc – Ben Luc Branch	Lot C1-6 to C1-30, Vinh Loc 2 Industrial Zone, Vinh Loc 2 Road, Voi La Hamlet, Long Hiep Commune, Ben Luc District, Long An Province

The subsidiary is included in this consolidated financial report include:

COMPANY NAME	ESTABLISHED UNDER	BUSINESS SCOPE	STAKE
Binh Minh Plastic Northern One Member Limited Liability Company	The Company’s business license – No. 0504000211 – was issued by the Planning and Investment Department of Hung Yen Province dated 18 th September 2006	Civil and industrial products made of plastic and rubber	100%

List of associated companies consolidated by the equity method:

COMPANY NAME	ADDRESS	BUSINESS SCOPE	STAKE
Da Nang Plastics Joint Stock Company	371 Tran Cao Van, District Thanh Khe, Da Nang City	Manufacturing import and export business of products, raw materials and equipment for plastic industry	29,05%

Events after book closure

No other important events taking place after the book closure are required to be adjusted or announced in this consolidated financial statements.

The following is the list of members of the Board of Management, Board of Directors and Board of Supervisors in the year to the date of this report:

Board of Management:

• Mr. Le Quang Doanh	Chairman
• Mr. Nguyen Hoang Ngan	Vice-Chairman
• Ms. Nguyen Thi Kim Yen	Member
• Mr. Suchai Asathavornvanit	Member
• Ms. Nguyen Hong Minh	Member

Board of Directors:

• Mr. Nguyen Hoang Ngan	General Director
• Ms. Nguyen Thi Kim Yen	Deputy General Director
• Mr. Nguyen Thanh Quan	Deputy General Director

Board of Supervisors:

• Ms. Nguyen Thi Phuong Nga	Chief Supervisor
• Ms. Nguyen Luu Thuy Minh	Member
• Ms. Nguyen Thi Tham	Member

Auditor:

Nam Viet Accounting Consultancy and Auditing Service Ltd. audited the consolidated financial statements for the Company.

Statements of the responsibilities of the Board of Directors in respect of the consolidated financial statements

The Board of Directors is responsible for the consolidated financial statements reflecting the consolidated business results as well as the cash flow of the Company in the period. In the process composing of the consolidated financial statements, the Board of Directors committed to complying with the following requirements:

- Selecting a suitable accounting policies and then apply them consistently;
- Make judgement and estimates that are resonable and prudent;
- Preparing and presenting the consolidated financial statements based on the compliance of accounting standards and related regulations;
- Prepare the consolidated financial statement on a going concern basis unless it is inappropriate to presume that the company will continue to business .

The Board of Directors is responsible for ensuring that proper accounting records are maintained which disclose, with reasonable accuracy at any time and the consolidated financial statements complies with the current law. The board of directors is also responsible for safeguarding the assets of the company and hence for taking responsible steps for the prevention and detection of fraud and other irregularities.

The Board of Directors commits to ensure that the consolidated financial statements give a true and fair view of the position of the company as at 31st December 2015, results of operations and cash flows the year ended is accordance with Vietnamese Accounting Standards, Vietnamese Accounting System and the relevant statutory requirements.

Approval of the consolidated financial statements

We, the Board of Management of Binh Minh Plastics Joint Stock Company approved the consolidated financial statements for the financial year ended 31st December 2015 of the Company set out on pages 86 to pages 127 attached

On behalf of the Board of Management



Le Quang Doanh
Chairman

Hochiminh City - 22th March 2016

On behalf of the Board of Directors



Nguyen Hoang Ngan
General Director



INDEPENDENT AUDITORS' REPORT

No: 118/BCKT/TC

To: Shareholders, the Board of Management and the Board of Directors
Binh Minh Plastics Joint Stock Company

We have audited the accompanying consolidated financial statements of Binh Minh Plastics Joint Stock Company and its subsidiary, which were prepared on 22th March 2016, from pages 86 to pages 127, which comprise consolidated balance sheet as at 31st December 2015, the consolidated income statement and cash flows for the financial year then ended on the same date and the notes to the consolidated financial statements.

Responsibilities of the Board of Directors

The Board of Directors is responsible for the preparation and fair presentation of the consolidated financial statements in accordance with Vietnamese Accounting Standards, Vietnamese Accounting System in Vietnam and the relevant statutory requirements applicable to financial reporting and for such internal control as the Board of Directors determines necessary to enable the preparation of consolidated financial statements that are free from material misstatement whether due to fraud or error.

Auditors' Responsibility

Our responsibility is to express an opinion on the consolidated financial statements based on the results of our audit. We conducted our audit in accordance with Vietnamese Auditing Standards. Those standards require that we comply with ethical requirements, plan and perform the audit to obtain reasonable assurance about whether the consolidated financial statements are free of material misstatement.

An audit includes performing procedures to obtain audit evidence about the amounts and disclosures in the consolidated financial statements. The procedures selected depend on the auditor's judgment, including the assessment of the risks of material misstatement of the consolidated financial statements whether due to fraud or error. In making those risk assessment, the auditors considered internal control relevant to the Company's preparation and fair presentation of the consolidated financial statements in order to design audit procedures that are appropriate in the circumstances but not for the purpose of expressing an opinion on the effectiveness of the Company's internal control. An audit also includes evaluating the appropriateness of accounting policies used and the reasonableness of accounting estimates made by management, as well as evaluating the overall presentation of consolidated financial statements.

We believe that the audit evidence we have obtained is sufficient and appropriate to provide a basis for our exceptive audit opinion.

Basis of exceptive audit opinion

As noted in item V.5, the General Tax Department issued decision No. 889/QĐ-TCT dated 23rd June 2014 and the Tax Department in Ho Chi Minh City issued decision No. 3317/QĐ-CT-XP dated 3rd July 2014 on retrieving the income tax in 2009 and 2010 in the amount of VND 71,420,413,472. The company has paid and accounted for in other receivable accounts entry on balance sheet

at 31st December 2015. Currently the company is in the process of discussing with the Tax Department in Ho Chi Minh City, the General Tax Department, the Ministry of Finance and the State management agencies to unify the amount refunded under the guidance of dispatch No. 14041/BTC-TCT dated 3rd October 2014 of the Ministry of Finance.

Exceptive audit opinion

According to our opinion, except for the effects of the matter referred to in paragraph "Basis of exceptive audit opinion", the consolidated financial statements reflected a true and fair view, in all material respects of financial position of Binh Minh Plastics joint Stock company and its subsidiary on 31st December 2015 and the results of operations and cash flows for the year then ended at the same date, in accordance with Vietnamese Accounting Standards, Vietnamese Accounting Regulations and the relevant statutory requirements applicable to financial reporting.

**Nam Viet Accounting Consultancy and
Auditing Service Ltd.**

Director



Nguyen Thi Lan

Practicing Auditor Registration Certificate

No: 0167-2013-152-1

Ho Chi Minh City, 22th March 2016

Auditors

Nguyen Hong Nga

Practicing Auditor Registration Certificate

No: 1266-2013-152-1

CONSOLIDATED BALANCE SHEET

As at 31st December 2015

Unit: VND

ASSETS	CODE	NOTE	31/12/2015	01/01/2015
A . CURRENT ASSETS	100		1.886.339.698.958	1.485.967.982.151
I. Cash and cash equivalents	110	V.1	370.744.808.359	243.691.456.593
1. Cash	111		370.744.808.359	213.691.456.593
2. Cash equivalents	112		-	30.000.000.000
II. Short-term financial investments	120		670.000.000.000	460.000.000.000
1. Trading securities	121		-	-
2. Allowance for diminution in the value of trading securities	122		-	-
3. Held to maturity investments	123	V.2	670.000.000.000	460.000.000.000
III. Accounts receivable - Short-term	130		504.946.400.210	406.997.482.675
1. Accounts receivable from customers	131	V.3	347.481.136.022	297.345.422.200
2. Prepayments to suppliers	132	V.4	61.063.630.929	47.210.403.034
3. Intercompany receivables	133		-	-
4. Receivables according to the progress of construction contracts	134		-	-
5. Loan receivables	135		-	-
6. Other short-term receivables	136	V.5	136.095.922.964	90.357.767.943
7. Allowance for doubtful debts	137	V.6	(39.857.399.343)	(28.079.002.297)
8. Shortage of assets awaiting for resolution.	139	V.7	163.109.638	162.891.795
IV. Inventories	140	V.8	332.550.008.993	373.501.801.097
1. Inventories	141		332.550.008.993	373.501.801.097
2. Allowances for inventories	149		-	-
V. Other current assets	150		8.098.481.396	1.777.241.786
1. Short-term prepaid expenses	151	V.12	3.814.085.178	155.303.031
2. VAT deducted	152		-	341.772.051
3. Taxes receivable from State Treasury	153	V.15	4.284.396.218	1.280.166.704
4. Purchase and resale of government bonds	154		-	-
5. Other short-term assets	155		-	-
B. LONG-TERM ASSETS	200		551.995.032.118	442.550.251.069
I. Accounts receivable - long-term	210		-	-
1. Accounts receivable	211		-	-
2. Prepayments to suppliers	212		-	-
3. Working capital provided to subordinate	213		-	-
4. Intercompany receivables	214		-	-
5. Loans Receivable	215		-	-
6. Other long-term receivables	216		-	-
7. Allowance for doubtful debts	219		-	-

Đơn vị tính: VND

ASSETS	CODE	NOTE	31/12/2015	01/01/2015
II. Fixed assets	220		281.173.114.173	201.749.251.948
1. Tangible fixed assets	221	V.09	253.279.265.034	173.431.453.636
- Cost	222		878.476.258.771	737.879.057.442
- Accumulated depreciation	223		(625.196.993.737)	(564.447.603.806)
2. Finance lease assets	224		-	-
- Cost	225		-	-
- Accumulated depreciation	226		-	-
3. Intangible fixed assets	227	V.10	27.893.849.139	28.317.798.312
- Cost	228		36.421.099.457	35.996.185.657
- Accumulated amortisation	229		(8.527.250.318)	(7.678.387.345)
III. Investment property	230		-	-
- Cost	231		-	-
- Accumulated depreciation	232		-	-
IV. Long-term work in progress	240		9.491.701.757	9.417.513.006
1. Long-term work in progress	241		-	-
2. Construction in progress	242	V.11	9.491.701.757	9.417.513.006
V. Long-term financial investments	250	V.2	13.551.680.747	13.055.678.362
1. Investment in associates and joint ventures	252		11.357.730.347	10.861.727.962
2. Investments in other entities	253		4.193.950.400	4.193.950.400
3. Allowance for diminution in the value of long-term financial investments	254		(2.000.000.000)	(2.000.000.000)
4. Investments held to maturity	255		-	-
VI. Other long-term assets	260		247.778.535.441	218.327.807.753
1. Long-term prepaid expenses	261	V.12	217.366.699.750	217.366.699.750
2. Deferred income tax assets	262	V.18	23.725.659.614	961.108.003
3. Long-term equipment, supplies and spare parts	263		6.686.176.077	-
4. Other long-term assets	268		-	-
TOTAL ASSETS	270		2.438.334.731.076	1.928.518.233.220

CONSOLIDATED BALANCE SHEET (continued)

As at 31st December 2015

Unit: VND

RESOURCES	CODE	NOTE	31/12/2015	01/01/2015
C. LIABILITIES	300		423.055.647.042	210.257.819.802
I. Current liabilities	310		422.719.284.642	210.257.819.802
1. Accounts payable to supplier	311	V.14	94.450.621.817	67.063.726.753
2. Advances from customers	312		1.507.686.511	952.599.860
3. Taxes payable to State Treasury	313	V.15	44.809.037.451	28.329.481.974
4. Payables to employees	314		33.973.971.941	24.025.677.002
5. Expenses payable	315	V.16	110.709.980.112	25.607.934.051
6. Intercompany payables	316		-	-
7. Payables according to the progress of construction contracts	317		-	-
8. Unearned revenue	318		-	-
9. Other short-term payables	319	V.17	70.080.963.095	2.614.047.765
10. Short-term loans and finance lease liabilities	320	V.13	61.100.187.000	58.420.187.000
11. Provision for short term payables	321		-	-
12. Bonus and welfare fund	322		6.086.836.715	3.244.165.397
13. Price stabilization fund	323		-	-
14. Purchase and resale of government bonds	324		-	-
II. Long-term liabilities	330		336.362.400	-
1. Accounts payable to supplier	331		-	-
2. Advances from customers	332		-	-
3. Expenses payable	333		-	-
4. Intercompany payables on working capital	334		-	-
5. Intercompany payables	335		-	-
6. Unearned revenue	336		-	-
7. Other long-term payables	337		336.362.400	-
8. Long-term loans and finance lease liabilities	338		-	-
9. Convertible bonds	339		-	-
10. Preference shares	340		-	-
11. Deferred income tax	341		-	-
12. Provision for long term payables	342		-	-
13. Scientific and technological development fund	343		-	-
D. EQUITY	400		2.015.279.084.034	1.718.260.413.418
I. Owners' equity	410	V.19	2.015.279.084.034	1.718.260.413.418
1. Share capital	411		454.784.800.000	454.784.800.000
- Ordinary shares	411a		454.784.800.000	454.784.800.000
- Preference shares	411b		-	-
2. Share premium capital	412		1.592.782.700	1.592.782.700
3. Conversion options on bond	413		-	-

Unit: VND

RESOURCES	CODE	NOTE	31/12/2015	01/01/2015
4. Other capital of owners	414		-	-
5. Treasury shares	415		-	-
6. Differences upon asset revaluation	416		-	-
7. Foreign exchange differences	417		-	-
8. Investment and development fund	418		1.065.824.112.077	893.419.394.492
9. Enterprise reorganization assistance fund	419		-	-
10. Other equity fund	420		44.983.552.000	44.983.552.000
11. Retained profits	421		448.093.837.257	323.479.884.226
- Retained profits brought forward	421a		1.146.151.062	3.521.970.144
- Retained profits for the current year	421b		446.947.686.196	319.957.914.082
12. Capital expenditure fund	422		-	-
II. Other sources	430		-	-
1. Funding	431		-	-
2. Funds that form fixed assets	432		-	-
TOTAL RESOURCES	440		2.438.334.731.076	1.928.518.233.220

Prepared by



Phung Huu Luan

Chief Accountant



Hong Le Viet

General Director



Nguyen Hoang Ngan

Hochiminh City - 22th March 2016

CONSOLIDATED INCOME STATEMENT FOR THE YEAR ENDED 2015

Unit: VND

ITEMS	CODE	NOTE	CURRENT YEAR	PREVIOUS YEAR
1. Sales and service revenue	01	VI.1	2.970.287.044.650	2.500.608.876.409
2. Deductions	02	VI.2	178.672.959.542	85.056.252.776
3. Net revenues	10	VI.3	2.791.614.085.108	2.415.552.623.633
4. Cost of goods sold	11	VI.4	1.901.883.604.157	1.746.457.773.865
5. Gross profit	20		889.730.480.951	669.094.849.768
6. Revenue from financial activities	21	VI.5	28.435.306.503	27.159.803.118
7. Financial expense	22	VI.6	29.603.449.284	20.316.634.466
In which: Interest expenses	23		4.097.860.403	3.860.540.507
8. Profit or loss in associated companies and joint ventures	24		496.002.385	797.583.330
9. Selling expenses	25	VI.7	125.938.131.868	123.639.695.429
10. Administrative expenses	26	VI.7	95.995.478.314	73.249.521.841
11. Net operating profit	30		667.124.730.373	479.846.384.480
12. Other incomes	31	VI.8	2.428.042.076	1.284.248.867
13. Other expenses	32	VI.9	4.430.515.011	34.020.459
14. Other profit	40		(2.002.472.935)	1.250.228.408
15. Total pre-tax profit	50		665.122.257.437	481.096.612.888
16. Current income tax expense	51	VI.10	168.986.287.149	104.185.046.541
17. Deferred income tax expense	52	VI.11	(22.764.551.611)	99.961.807
18. Profits after enterprise income tax	60		518.900.521.899	376.811.604.540
18.1 Profit after tax of shareholders of parent company	61		518.900.521.899	376.811.604.540
18.2 Benefits of non-controlling shareholders	62		-	-
19. Basic earnings per share	70	VI.12	11.410	8.285
20. Dilluted earnings per share	71		-	-

Prepared by



Phung Huu Luan

Chief Accountant



Hong Le Viet

General Director



Nguyen Hoang Ngan

Hochiminh City - 22th March 2016

CONSOLIDATED STATEMENT OF CASH FLOW FOR THE YEAR ENDED 2015

Unit: VND

ITEMS	CODE	CURRENT YEAR	PREVIOUS YEAR
I. CASH FLOWS FROM OPERATING ACTIVITIES			
1. Pre-tax profits	01	665.122.257.437	481.096.612.888
2. Adjustments for			
- Depreciation and amortisation	02	66.049.489.608	70.611.472.928
- Allowances and provisions	03	11.778.397.046	14.735.150.512
- Exchange gain/(losses) rising from revaluation of monetary items denominated in foreign currencies	04	(191.878.655)	28.286.814
- Gains, loss from investing activities	05	(28.831.033.379)	(26.749.162.549)
- Interest expenses	06	4.097.860.403	3.860.540.507
3. Operating profit before changes in working capital	08	718.025.092.461	543.582.901.100
- Changes in accounts receivable	09	(66.099.026.170)	(38.388.624.541)
- Changes in inventories	10	34.265.616.027	(5.708.967.216)
- Changes in accounts payable	11	74.218.955.080	63.286.271.952
- Changes in of prepayment	12	(3.658.782.147)	2.178.295.607
- Interest paid	14	(3.536.278.784)	(944.720.144)
- Income tax paid	15	(151.295.652.185)	(110.808.426.680)
- Other receipts from operating activities	16	-	1.608.910.451
- Other payments for operating activities	17	(36.829.741.580)	(40.435.297.198)
Net cash flows from trading	20	565.090.182.702	414.370.343.331
II. CASH FLOWS FROM INVESTMENT ACTIVITIES			
1. Payments for addition to fixed assets	21	(145.595.304.255)	(56.690.079.433)
2. Proceeds from disposal of fixed assets and other long-term assets	22	314.617.000	-
3. Loan granted and purchases of debt instruments of other entities	23	(210.000.000.000)	(460.000.000.000)
4. Collection of loans granted and to associated and proceeds from sales of debt instruments of other entities	24	-	-
5. Payments for investment in other entities	25	-	-
6. Collection on investments in other entities	26	-	-
7. Receipts of interests, dividends and profit shared	27	28.068.177.665	21.276.707.420
Net cash flows from investing activities	30	(327.212.509.590)	(495.413.372.013)

CONSOLIDATED STATEMENT OF CASH FLOW FOR THE YEAR ENDED 2015 (continued)

Unit: VND

ITEMS	CODE	CURRENT YEAR	PREVIOUS YEAR
III. CASH FLOWS FROM FINANCING ACTIVITIES			
1. Collection of stock issuance and capital contributions from owners	31	-	-
2. Payment for capital contributions and re-purchases of stocks issued	32	-	-
3. Short-term and long-term loans received	33	30.550.000.000	25.020.000.000
4. Payment for loan principal amounts	34	(27.870.000.000)	(2.550.000.000)
5. Payment for financial leasehold assets	35	-	-
6. Payment of dividends	36	(113.696.200.000)	(136.435.440.000)
<i>Net cash flows from financing activities</i>	40	(111.016.200.000)	(113.965.440.000)
<i>Net cash flows during the year</i>	50	126.861.473.112	(195.008.468.682)
Beginning cash and cash equivalents	60	243.691.456.593	438.728.212.089
Effect of fluctuation in foreign exchange rates	61	191.878.655	(28.286.814)
Ending cash and cash equivalents	70	370.744.808.359	243.691.456.593

Prepared by



Phung Huu Luan

Chief Accountant



Hong Le Viet

General Director



Nguyen Hoang Ngan

Hochiminh City - 22th March 2016

NOTES TO THE CONSOLIDATED FINANCIAL STATEMENTS FOR THE YEAR 2015

OPERATION FEATURES

1. Investment form

Binh Minh Plastics Joint Stock Company was established under Decision No. 209/2003/QĐ-BCN dated on 4th December 2003 by the Ministry of Industry, transforming State enterprises into a joint stock company.

The Company's business license - No. 4103002023 - was issued on 2nd January 2004. The fifth amendment on the business license - No. 0301464823 - was issued by the Planning and Investment Department of Ho Chi Minh City dated 7th October 2013.

Company's Headquarter is located 240 Hau Giang, Ward 9, District 6, Ho Chi Minh City.

2. Business scope

Production and trade

3. Business Activities

The Company's main activities are in the manufacturing and trading of civil and industrial products made of plastic and rubber; designing, manufacturing and trading moulds for the plastic and casting industries; manufacturing and trading machinery and equipment, materials, as well as sanitary components for construction and interior decoration; consultancy and construction works of water supply, yard and warehouse; inspection, analysis, and testing of chemicals; and trading, importing and exporting of raw materials, chemicals, materials, plastics machinery, as well as engineering, construction, water supply and laboratory equipment; transportation of goods by road; advertising.

4. Production cycle common business

Production cycle common business of the Company within 12 months.

5. Business structure

The Company has the following branches:

NAME	ADDRESS
Binh Minh Plastics Joint Stock Company Branch	No. 7, Street No. 2, Song Than 1 Industrial Zone, Di An Town, Binh Duong Province.
Binh Minh Plastics Joint Stock Company - Vinh Loc - Ben Luc Branch	Lot C1-6 to C1-30, Vinh Loc 2 Industrial Zone, Vinh Loc 2 Road, Voi La Hamlet, Long Hiep Commune, Ben Luc District, Long An Province

The subsidiaries in this consolidated financial report include:

COMPANY NAME	ESTABLISHED UNDER	BUSINESS SCOPE	STAKE
Binh Minh Plastic Northern One Member Limited Liability Company	The Company's business license - No. 0504000211 - was issued by the Planning and Investment Department of Hung Yen Province dated 18 th September 2006	Civil and industrial products made of plastic and rubber	100%

List of associated companies consolidated by the equity method:

COMPANY NAME	ADDRESS	BUSINESS SCOPE	STAKE
Da Nang Plastics Joint Stock Company	371 Tran Cao Van, District Thanh Khe, Da Nang City	Manufacturing import and export business of products, raw materials and equipment for plastic industry	29,05%

NOTES TO THE CONSOLIDATED FINANCIAL STATEMENTS FOR THE YEAR 2015 (continued)

6. Declarations on the comparability of information on the consolidated financial statements

Since January 01st 2015 the Company has applied Circular No. 200/2014/TT-BTC issued by the Ministry of Finance dated December 22nd 2014 ("Circular 200"), providing guidance on the accounting regime to enterprise. This Circular in 2015 replaced enterprise accounting regime issued under Decision No. 15/2006/QĐ-BTC dated March 20th 2006 and Circular No. 244/2009/TT-BTC dated December 31st 2009 by the Ministry of Finance. This circular was applied to fiscal years beginning on or after January 1st 2015.

On the same day, December 22nd 2014 the Ministry of Finance issued Circular No 202/2014/TT- BTC guiding the method of preparation and presentation of the consolidated financial statements replacing the part XIII of Circular No. 161/2007/TT-BTC dated December 31st 2007. This circular took effect on February 15th 2015, and was applied to financial years beginning on or after January 01st 2015.

Affected by changes of the preparation and presentation of consolidated financial statements in accordance with the aforementioned circulars so the comparative information on the consolidated financial statements of this period were restated to conform to the regulations of Circular No. 200/2014/TT-BTC and Circular No. 202/2014/TT-BTC.

I. FISCAL YEAR AND CURRENCY FOR ACCOUNTING

1. Fiscal year

The fiscal year of the Company is from 1st January to 31st December.

2. Standard currency unit

The currency unit used for accounting is Vietnam dong (VND).

III. ACCOUNTING STANDARDS AND SYSTEM

1. Accounting system

The company applies Enterprise Accounting System with Circular No. 200/2014/TT-BTC dated December 22, 2014 issued by the Ministry of Finance.

2. Statement on compliance with the Vietnamese accounting Standard and System

The Company applies the Vietnamese Accounting system and guidelines issued by the State. The consolidated financial statements have been prepared and presented according to these standards and guidelines, as well as the accounting system that currently applies.

IV. ACCOUNTING POLICIES

1. Basis of consolidated

Subsidiary

Subsidiary is entities controlled by the parent company. The control exists when the parent company has power to govern the financial and operating policies of the subsidiary to obtain economic benefits from its activities. Financial statements of subsidiary are consolidated in the consolidated financial statements from the date control commences until the date that control over..

Associate Company

Associate company is a entitle in which the Company has significant influence, but no control over the financial and operating policies. Associated is accounted for using the equity method.

The consolidated financial statements include the expenses and income of the Company in the unit receiving investment accounted by the equity method, after this unit has made adjustments of accounting policies in accordance with the accounting policies of the Company, from the date commencing significant influence or joint control until the end of significant influence or joint control. If the company's share of losses exceeds the Company's investment in the unit receiving investment accounted by the equity method, the record amount of the investment (including all long-term investments) is reduced to nil and cease the recognition of losses, unless the Company has an obligation to perform or has made payments on behalf of the investees.

Transactions eliminated on consolidation

The internal balance and all unrealized income and expenses arising from internal transactions are eliminated when making the consolidated financial statements. Unrealized profit arising from internal transactions with equity accounted investees are eliminated investments against the extent of the company's interest in the investees. Unrealized losses resulting from internal transactions are eliminated unless costs are unrecoverable.

2. The types of exchange rates applied in accounting

Actual exchange rates for foreign currency transactions arose in the period:

- Actual exchange rates when buying foreign currency are the exchange rates specified in the contract of purchase and sale of foreign currency between the Company and commercial bank;
- Rates when contributing capital or receiving capital are buying rates of foreign currency of the bank where the Company opened an account to get investors' capital at the date of contribution of capital;
- Rates of recording receivable debts are buying rates of the commercial bank where the Company designated customer to pay at the time of payment transactions;
- Rates of recording receivable debts are selling rates of the commercial bank where the Company expects to transact at the time of transactions;
- Rates for purchase of assets or prompt payment of foreign currency are the buying rates of the commercial bank where the Company makes payments;

Actual exchange rates when reassessing the monetary accounts from foreign currency origin at the time of making the separate financial statements:

- For items classified as assets applying buying rates of foreign currencies;
- For foreign currency deposits applying buying rates of the bank where the Company opened a foreign currency account;
- For items classified as liabilities applying selling rates of foreign currencies of the commercial bank where the Company regularly has transactions.

All of the differences of real exchange rates arising in the period and differences due to revaluation of balance of monetary accounts of foreign currency origin at period end are accounted to the results of business of the accounting period.

3. Cash and cash equivalents

Cash and cash equivalents include cash on hand, cash in bank, cash in transit.

The cash equivalents are short-term investments of which the due dates can not exceed 3 months from the dates of the investments and the convertibility into cash is easy, and which do not have a lot of risk in the conversion into cash..

NOTES TO THE CONSOLIDATED FINANCIAL STATEMENTS FOR THE YEAR 2015 (continued)

4. Recording financial investments

Investments in securities at the time of statement are recorded if :

- Withdrawal or maturity period does not exceed three months from the date of purchase, and are considered cash equivalent;
- Withdrawal period under one year or within one business cycle, and are classified as short-term assets;
- Withdrawal period over one year or more than one business cycle, and are classified as long-term assets;

Allowances for diminution in the value of investment is made through calculating the difference between the costs of investments on the accounting ledger and its market value at the time of provision.

5. Principles of Recognition of trade receivables and other receivables

Customer receivables, prepayments to suppliers and other receivables at the time of the report, if:

- There is a recovery deadline or payment of less than 1 year (or in a production business cycle) that are classified as short-term assets.
- There is a recovery deadline or payment of over 1 year (or over a production business cycle) that are classified as long-term assets.

Provision for doubtful debts are made for receivable loans overdue six months or more, or the receivable debts which the debtor is unlikely to pay due to liquidation, bankruptcy or similar difficulties.

6. Inventories

Inventories are stated at their costs. Net value is stated where it is lower than the cost. Costs of inventories include the cost of buying, processing costs, and other directly related costs arising from adjustments made to bring the inventories to the current positions and conditions.

The values of inventories are determined by the average method.

Inventories applied the perpetual method of accounting.

Allowances for inventories is the difference between the original cost of inventory is greater than net realisable value.

7. Recording depreciation of fixed assets

Tangible and intangible fixed assets are initially recognized at their cost. Subsequently, tangible and intangible fixed assets comprise their historical costs and accumulated depreciation and residual value.

Depreciation of fixed assets is computed on a straight-line basics. The estimated lifespan of these assets is as follows:

- Building and structures	05 - 10 years
- Machinery and equipment	05 - 08 years
- Means of transportation	06 - 08 years
- Office equipment	03 - 05 years
- Right of using hand	41 - 50 years

8. Recognition and distribution of prepayment

Prepaid expenses related to the production and operation costs of the business in the current fiscal year are recorded as short-term prepaid expenses and included in the business cost of the fiscal year.

9. Principles of Recognition of trade payables, loans and other payables

The accounts payable to suppliers, internal payables, other payables, loans at the time of the report, if:

- There is a payment period less than 1 year or a production business cycle that are classified as short-term liabilities.
 - There is a payment period over 1 year or a production business cycle that are classified as long-term debt.
- Pending surplus assets are classified as current liabilities.
Deferred income taxes are classified as long-term debt.

10. Principle of recognition of payable expenses

The actual expenses are not yet incurred but accrued at production expenses, business costs in the period to ensure that when the actual costs incur that do not cause sudden changes to production and business expenses on the basis of ensuring suitable principles between revenue and expenses. When these costs incur, if there are any differences with the accrued amount, accountant enters additional or reduced costs corresponding to the differences.

11. Recognition of share capital

Share capital will be recorded according to the amount actually invested by the owner.

The difference between the issuance price and nominal value of shares when stock was first released, additionally released or re-released will be recorded as share premium.

Retained earnings is the profits from the operation of the company less adjustments caused by the application of retroactive adjustments in changing accounting policy and the retroactive adjustments of key error of previous year.

12. Recognition of Sales

Sales

Sales are recognized when the following conditions are satisfied simultaneously:

- Most of the risks and benefits associated with the goods ownership are transferred to customers;
- Company no longer holds ownership of the goods as the owner of goods or controller of goods;
- Revenue is determined rather reliably;
- Company has gained or will gain economic benefits from sales;
- Costs related to sales transactions are determined.

Financial income

Revenue arising from interest, dividends, profit sharing and cash revenue from other financing activities are recognized when the following two conditions are satisfied simultaneously:

- Ability to gain economic benefits from such transactions;
- Revenue is determined rather reliably.

Dividends and profit shared are recognized when the company has the right to receive dividends or profit from the contribution of capital.

NOTES TO THE CONSOLIDATED FINANCIAL STATEMENTS FOR THE YEAR 2015 (continued)

13. Accounting principles of revenue deductions

The adjusted amounts deducted in the sales, providing services arises in the period, including: trade discounts, rebates and returned sold goods, excluding the taxes that have been deducted from revenue as the VAT output payable under the direct method.

The adjustments of revenue decrease are made as follows:

- Trade rebates, sales discounts, returned sold goods generated in the same period of consumption of products, goods and services are adjusted to decrease revenues of generating periods;
- In case of products, goods and services consumed from the previous periods, and to the following period it incurred commercial discounts, sale discounts or returned sold goods, then the enterprise is recorded reduction of revenues on principle:
 - + In case products, goods and services sold from the previous period, and in the subsequent period it is required cut prices, commercial discounts, returns but it incurred prior to the time of release of financial statements, accountant must consider this as an adjustment event occurring after the date of the balance sheet and recorded reduction of sales on the financial statements of the reporting period (previous period).
 - + In case of products, goods and services under decline of prices, trade discounts, returned after the release of financial statements, the enterprise recorded a decrease in revenue in the incurring period (subsequent period).

14. Accounting principles of Cost of sold goods

Cost of sold goods reflects the cost value of products, goods and services sold in the period.

Provision for diminution in value of inventories is charged to cost of sold goods on the basis of the amount of inventories and the differences between the net value realizable lower than the cost of inventories. When determining the amount of inventory depreciation it is necessary to establish the provision, accountant must exclude inventory volumes that were signed contracts for consumption (with net value which can be done is not less than the book value) but it was not yet transferred to the customer if there is a solid evidence ensuring that the customer will not give up the contract performance.

15. Recognition of Financial expenses

Expenses recorded as financial costs are:

- Costs or losses related to financial investment activities;
- Cost of loans and borrowings;
- Losses due to changes in exchange rates of business transactions conducted in foreign currency;
- Provision for diminution in value of securities investments.

The above items are recognized as a whole in the period incurred, and are not compensated with income from financial activities.

16. Accounting principles in selling expenses, enterprise management costs

Accounting principles in selling expenses

Selling expenses reflect the actual costs incurred during the process of selling products, goods and providing services, including the costs of offers, product introduction, product advertising, sale commissions, cost of product warranties, goods (except installation activity), the costs of preservation, packaging, shipping, ...

Accounting principles on enterprise management costs

Enterprise management costs reflect the cost of the overall management of the enterprise, including the cost of staff salaries of enterprise management department (salaries, wages, allowances, ...); social insurance, medical insurance, trade union fees, unemployment insurance of enterprise management personnel; office material costs, labor tools, depreciation of fixed assets used for enterprise management; land rentals and license taxes;

provision for bad debts; purchased services (electricity, water, telephone, fax, property insurance, fire ...); Other cash costs (receptions, customer conferences ...)

17. The principles and methods of recording current corporate income tax expenses, deferred corporate income tax expenses

The current corporate income tax expenses are determined on the basis on taxable incomes and the tax rate of corporate income in the current period.

The deferred income tax expense are determined on the basis of temporarily deductible differences, the taxable temporary differences and income tax rate.

18. Segment Report

Segment reports include segments according to business area or a segment according to geographical area.

Segments according to business area: is a differential segment of a enterprise engaging in production process or supply of product, separate services, a group of products or relevant services that the segment is responsible for risks and other economic interests to other business segments.

Segment according to geographical area: is a differential segment of an enterprise engaging in production process or supply of products, services in a sphere of a concrete economic environment that this segment is responsible for risks and other economic interests to other business segments in other economic environments.

19. Financial Instruments

Initial Record

Financial assets

On the date of initial record, financial assets are recorded at costs plus transaction expenses directly relating to the purchase of those financial assets.

The financial assets of the Company include cash, short term deposits, short term receivables, other receivables and investment amounts.

Financial liabilities

On the date of initial record, financial liabilities are recorded at costs minus transaction expenses directly relating to the issuance of those financial liabilities.

Financial liabilities of the Company include accounts payable, other payables and loans.

Compensation of financial instruments

The financial assets and financial liabilities are offset to each other and present the net value on the balance sheet when and only when the Company:

- There is a legal right to offset the recorded value; and
- There is a payment plan on a net basis or recognized assets and payment of liabilities at the same time.

20. Parties concerned

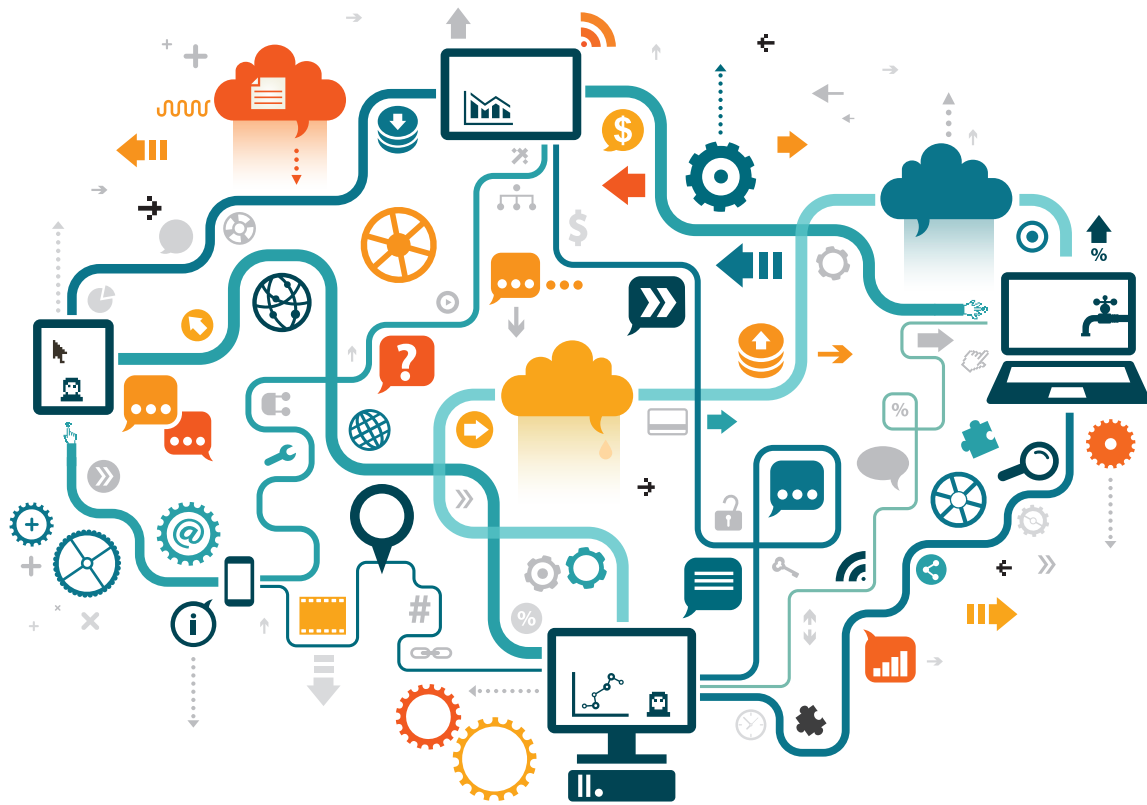
Parties are considered to be concerned if one party has the ability to control or significantly influence the other party in making decision financial and operating policies.

NOTES TO THE CONSOLIDATED FINANCIAL STATEMENTS FOR THE YEAR 2015 (continued)

V. ADDITIONAL INFORMATION ON THE ITEMS OF THE BALANCE SHEET

1. Cash

	31/12/2015	01/01/2015
	VND	VND
Cash	1.583.456.548	695.569.776
Demand deposit	369.161.351.811	212.995.886.817
Cash equivalents (time deposits of less than 3 months)	-	30.000.000.000
TOTAL	370.744.808.359	243.691.456.593



2. Financial investments

a) Investments held to maturity

	31/12/2015 VND	01/01/2015 VND
a) Investments held to maturity		
	Historical cost	Historical cost
	Book value	Book value
Short-term	670.000.000.000	460.000.000.000
Term deposits	670.000.000.000	460.000.000.000
TOTAL	670.000.000.000	460.000.000.000
b) Equity investments in other entities		
	31/12/2015 VND	01/01/2015 VND
	Value investment	Value investment
	Stake	Stake
<i>i) Investment in joint ventures and associates</i>	11.357.730.347	10.861.727.962
Da Nang Plastics Joint Stock Company	11.357.730.347	10.861.727.962
		29%

b) Equity investments in other entities

i) *Investment in joint ventures and associates*
Da Nang Plastics Joint Stock Company

ii) Equity investments in other entities

<i>ii) Equity investments in other entities</i>						
	17.317	193.950.400	(2.000.000.000)	2.297.852.400	4.193.950.400	2.193.950.400
Long Hau Joint Stock Company	17.317	193.950.400	-	297.852.400	193.950.400	193.950.400
Tan Tien Plastic Joint Stock Company (nominal value 100.000 VND)	20.000	4.000.000.000	(2.000.000.000)	2.000.000.000	4.000.000.000	2.000.000.000

NOTES TO THE CONSOLIDATED FINANCIAL STATEMENTS FOR THE YEAR 2015 (continued)

3. Accounts receivable

	31/12/2015 VND	01/01/2015 VND
Short-term accounts receivable		
Phuong Hoang Trading Production Co., Ltd.	38.613.444.971	39.806.042.778
Duc Thanh Plastics Co., Ltd.	34.844.128.351	34.844.128.351
Tuong Van Trading Production Joint Stock Company	62.588.811.467	62.757.844.643
Minh Liem Trading Production and Services Co., Ltd.	54.585.652.091	71.198.228
Other accounts receivable	156.849.099.142	159.866.208.200
TOTAL	347.481.136.022	297.345.422.200

4. Prepayments to suppliers

	31/12/2015 VND	01/01/2015 VND
Short-term prepayments to suppliers		
KRAUSSMAFFEI TECHNOLOGIES GMBH	9.743.878.800	9.743.878.800
SEATECCO Joint Stock Company	15.035.343.096	-
Bausano & Figli Spa	9.529.488.000	-
Fu Chun Shin Machinery Manufacture Co., Ltd	6.595.534.000	-
Other prepayments to suppliers	20.159.387.033	37.466.524.234
TOTAL	61.063.630.929	47.210.403.034

5. Other Receivables

	31/12/2015 VND	01/01/2015 VND
Short-term		
Advances	1.100.880.000	410.330.000
Mortgages, collateral, deposits	63.197.926.348	12.450.918.743
Other Receivables	71.797.116.616	77.496.519.200
Social security receivable from staff	218.913.395	247.833.980
Temporary income tax under the records were retrospectively collected tax inspection of the city Department of Taxation (*)	71.420.413.472	71.420.413.472
Interest receivable	-	-
Other receivables	157.789.749	5.828.271.748
TOTAL	136.095.922.964	90.357.767.943

(*) The income tax arrears were paid according to decision No. 889/QĐ-TCT dated 23rd June, 2014 of the General Tax Department and decision No. 3317/QĐ-CT-XP dated 3rd July, 2014 of the Tax Department in Ho Chi Minh City. Currently the company is in the process of discussing with the Tax Department in Ho Chi Minh City, the General Tax Department, the Ministry of Finance and the State management agencies to unify the amount refunded under the guidance of dispatch 14041/BTC-TCT dated 3rd October 2014 of the Ministry of Finance.

6. Allowance for uncollectible accounts

Unit: VND

	31/12/2015		01/01/2015	
	Historical cost	Provisions	Historical cost	Provisions
Duc Thanh Plastics Co., Ltd. (*)	34.844.128.351	(24.390.889.846)	34.844.128.351	(17.422.064.286)
Thanh Tuyet PE.	20.992.959.002	(12.036.121.016)	20.992.959.002	(7.969.721.449)
Other customers	4.530.471.404	(3.430.388.481)	5.961.823.533	(2.687.216.562)
TOTAL	60.367.558.757	(39.857.399.343)	61.798.910.886	(28.079.002.297)

(*) On 8th January 2014, the People's Court of Tan Binh district issued decision No. 09/2014/QĐST- KDTM recognizing the agreement on overdue debts of VND 34,844,128,351 that Duc Thanh Commercial Plastic Co., Ltd. owes Binh Minh Plastics Joint Stock Company through repayment schedule from now until 2018. Binh Minh Plastics Joint Stock Company made provision based on overdue time of the debts.

7. Shortage of assets awaiting resolution

	31/12/2015 VND	01/01/2015 VND
Inventories	163.109.638	162.891.795
TOTAL	163.109.638	162.891.795

8. Inventories

	31/12/2015 VND		01/01/2015 VND	
	Historical cost	Provisions	Historical cost	Provisions
Goods in transit	15.154.299.656	-	6.536.382.550	-
Raw materials	73.127.502.793	-	109.065.317.869	-
Tools and supplies	1.055.153.171	-	990.966.986	-
Work in process	123.259.017.284	-	138.506.379.397	-
Finished goods	71.617.468.926	-	70.414.524.274	-
Merchandise inventories	48.336.567.163	-	47.988.230.021	-
TOTAL INVENTORIES	332.550.008.993	-	373.501.801.097	-

9. Increases / (decreases) of tangible fixed assets

9. Increases / (decreases) of tangible fixed assets					Unit: VND
	Buildings and structures	Machinery and equipment	Means of transportation	Office equipment	Total
Initial cost					
Opening balance	100.639.783.182	613.414.127.599	17.451.594.724	6.373.551.937	737.879.057.442
Increase	86.680.667.785	52.915.843.465	4.131.935.454	1.367.755.000	145.096.201.704
- <i>New purchase</i>	-	52.915.843.465	4.131.935.454	1.367.755.000	58.415.533.919
- <i>Investment in capital construction completed</i>	86.680.667.785	-	-	-	86.680.667.785
Decrease	-	4.201.565.555	297.434.820	-	4.499.000.375
- <i>Liquidation, sold</i>	-	4.201.565.555	297.434.820	-	4.499.000.375
Ending balance	187.320.450.967	662.128.405.509	21.286.095.358	7.741.306.937	878.476.258.771
Accumulated depreciation					
Opening balance	73.578.386.946	474.340.622.132	12.810.984.837	3.717.609.891	564.447.603.806
Increase	7.787.169.230	54.428.735.676	2.145.815.420	838.906.309	65.200.626.635
- <i>Amortisation</i>	7.787.169.230	54.428.735.676	2.145.815.420	838.906.309	65.200.626.635
Decrease	-	4.153.801.884	297.434.820	-	4.451.236.704
- <i>Liquidation, sold</i>	-	4.153.801.884	297.434.820	-	4.451.236.704
Ending balance	81.365.556.176	524.615.555.924	14.659.365.437	4.556.516.200	625.196.993.737
Net book values					
At the beginning of the year	27.061.396.236	139.073.505.467	4.640.609.887	2.655.942.046	173.431.453.636
At the ending of the year	105.954.894.791	137.512.849.585	6.626.729.921	3.184.790.737	253.279.265.034

The cost of the fixed assets were fully depreciated as of 31th December 2015 which are still in active use: VND 374,094,841,508

NOTES TO THE CONSOLIDATED FINANCIAL STATEMENTS FOR THE YEAR 2015 (continued)

10. Increases / (decreases) of intangible fixed assets

Unit: VND

	Land use right	Computer software	Total
<i>Cost</i>			
Opening balance	35.996.185.657	-	35.996.185.657
Increase	-	424.913.800	424.913.800
- New purchase	-	424.913.800	424.913.800
Ending balance	35.996.185.657	424.913.800	36.421.099.457
<i>Accumulated Amortisation</i>			
Opening balance	7.678.387.345	-	7.678.387.345
Amortisation	763.514.677	85.348.296	848.862.973
Ending balance	8.441.902.022	85.348.296	8.527.250.318
<i>Net book value</i>			
At the beginning of the year	28.317.798.312	-	28.317.798.312
At the ending of the year	27.554.283.635	339.565.504	27.893.849.139

11. Construction in progress

	31/12/2015 VND	01/01/2015 VND
Construction in progress	9.288.350.057	9.417.513.006
In which :		
- Oracle Cost of deploying IT consulting and software licensing Oracle	9.288.350.057	8.840.450.057
- Factory in Vinh Loc- Ben Luc- Long An Industrial Park	-	577.062.949
Acquisition of fixed assets	203.351.700	-
TOTAL	9.491.701.757	9.417.513.006

12. Prepaid expenses

12. Prepaid expenses		
	31/12/2015 VND	01/01/2015 VND
a) Short-term	3.814.085.178	155.303.031
Deferred expenses	3.814.085.178	155.303.031
b) Long-term	217.366.699.750	217.366.699.750
Prepaid land rental (*)	217.366.699.750	217.366.699.750
TOTAL	221.180.784.928	217.522.002.781

(*) is the prepayment for land rental at Vinh Loc- Ben Luc- Long An Industrial Park under contract No: 26/HĐNT-VL2-2010 dated 13rd September 2010. The lease term is until 2060.

13. Borrowings and finance lease liabilities

	Unit : VND			
	01/01/2015		Incurred in the period	
	Value	Debt payment capability	Increases	Decreases
Short-term loans				
Short-term loans (*)	58.420.187.000	58.420.187.000	30.550.000.000	27.870.000.000
TOTAL	58.420.187.000	58.420.187.000	30.550.000.000	27.870.000.000
			61.100.187.000	61.100.187.000

(*) The money that customers pay in advance to guarantee themselves of a purchase by deferment according to the statute control of customer debts. Company must pay interest for this deposit according to the prevailing interest rate on deposits of Joint Stock Commercial Bank of industry and Trade of Vietnam at the same time plus its 10 percentages.

14. Accounts Payable

	Unit : VND			
	31/12/2015		01/01/2015	
	Value	Debt payment capability	Value	Debt payment capability
Short-term supplier payables				
Phu My Plastics and Chemicals Co., Ltd	63.332.896.000	63.332.896.000	43.206.240.000	43.206.240.000
Other payables	31.117.725.817	31.117.725.817	23.857.486.753	23.857.486.753
TOTAL	94.450.621.817	94.450.621.817	67.063.726.753	67.063.726.753

NOTES TO THE CONSOLIDATED FINANCIAL STATEMENTS FOR THE YEAR 2015 (continued)

15. Taxes and accounts payable / receivable to government

	Unit : VND			
	01/01/2015		Paid in the year	
	01/01/2015	Payables in the year	31/12/2015	31/12/2015
a) Taxes payable				
Output VAT	3.478.055.755	98.210.105.498	99.810.146.613	1.878.014.640
VAT on imported goods	-	25.795.337.625	25.795.337.625	-
Import and export tax	-	497.691.701	497.691.701	-
Business Income Tax	24.775.088.194	168.986.287.149	151.000.133.801	42.761.241.542
Personal Income Tax	76.338.025	10.162.780.244	10.069.337.001	169.781.268
Land and housing tax, and rental charges	-	2.839.553.400	2.839.553.400	-
Environment protection tax and other taxes	-	237.887.552	237.887.552	-
Fees, charges and other payables	-	2.467.405.560	2.467.405.560	-
TOTAL	28.329.481.974	309.197.048.730	292.717.493.253	44.809.037.451

b) Taxes receivable

	Unit : VND			
	31/12/2015		01/01/2015	
	31/12/2015	01/01/2015	31/12/2015	01/01/2015
Personal Income Tax				
	4.284.396.218	1.280.166.704	4.284.396.218	1.280.166.704
TOTAL	4.284.396.218	1.280.166.704	4.284.396.218	1.280.166.704

16. Accrued expenses

	Unit : VND			
	31/12/2015		01/01/2015	
	Value	SDebt payment capability	Value	Debt payment capability
Short-term				
Sale incentives for distributors	104.731.061.150	104.731.061.150	20.405.596.708	20.405.596.708
Interest expense	4.353.918.962	4.353.918.962	3.792.337.343	3.792.337.343
Remuneration of the Board of Management, Board of Supervisors	1.625.000.000	1.625.000.000	1.250.000.000	1.250.000.000
Other payable costs	-	-	160.000.000	160.000.000
TOTAL	110.709.980.112	110.709.980.112	25.607.934.051	25.607.934.051

17. Other payables

Unit : VND

	31/12/2015		01/01/2015	
	Value	Debt payment capability	Value	Debt payment capability
Short-term				
Pending surplus assets	286.483.125	286.483.125	602.542.168	602.542.168
Trade union fee payable	313.345.670	313.345.670	686.841.297	686.841.297
Short term deposits and collateral	-	-	120.000.000	120.000.000
Dividends payable	68.568.134.300	68.568.134.300	350.414.300	350.414.300
Other payables	913.000.000	913.000.000	854.250.000	854.250.000
TOTAL	70.080.963.095	70.080.963.095	2.614.047.765	2.614.047.765

18. Deferred tax assets

Deferred tax assets related to the deductible temporary differences

The amount of Deferred tax assets recorded from the previous year

	31/12/2015 VND	01/01/2015 VND
Deferred tax assets	24.588.614.173	1.878.385.368
	(862.954.559)	(917.277.366)
	23.725.659.614	961.108.003

NOTES TO THE CONSOLIDATED FINANCIAL STATEMENTS FOR THE YEAR 2015 (continued)

19. Owner's capital

a) The comparison of movements of owners' capital

Unit: VND

	Owner capital	T Surplus share capital	Investment and Development fund	Financial reserve fund	Other funds belong to equity	Retained earnings	Total
Interest for previous year	454.784.800.000	1.592.782.700	695.092.584.571	39.404.062.173	34.983.552.000	263.215.309.431	1.489.073.090.875
- Distribution of profit in 2013						376.811.604.540	376.811.604.540
+ Dividends paid in cash						(259.693.339.288)	(259.693.339.288)
+ Draw to Investment and Development fund			140.679.300.521			(90.956.960.000)	(90.956.960.000)
+ Draw to financial reserve fund						(140.679.300.521)	-
+ Draw to bonus and welfare fund				7.612.039.384		(7.612.039.384)	-
+ Draw to other funds belong to equity					10.000.000.000	(6.445.039.384)	(6.445.039.384)
+ Bonus to The Board of management and Board of Supervisors						(3.999.999.999)	(3.999.999.999)
- Temporary distribution of profits in 2014						(56.853.690.457)	(56.853.690.457)
+ Temporary extract of development investment fund			9.887.605.229			(9.887.605.229)	-
+ Temporary extract of financial reserve fund				743.802.614		(743.802.614)	-
+ Temporary extract of bonus and welfare fund						(743.802.614)	(743.802.614)
+ Dividends paid in cash						(45.478.480.000)	(45.478.480.000)
Balance at the end of previous year	454.784.800.000	1.592.782.700	845.659.490.321	47.759.904.171	44.983.552.000	323.479.884.226	1.718.260.413.418

NOTES TO THE CONSOLIDATED FINANCIAL
STATEMENTS FOR THE YEAR 2015 (continued)

a) The comparison of movements of owners' capital

	Owner capital	Surplus share capital	Investment and Development fund	Other funds belong to equity	Retained earnings	Total
						Unit: VND
Balance at the beginning of year	454,784,800,000	1,592,782,700	893,419,394,492	44,983,552,000	323,479,894,226	1,718,260,413,418
- Other increase (decrease) (*)			(941,230,140)		941,230,140	-
- Interest for current year					518,900,521,899	518,900,521,899
- Distribution of profit 2014					(320,143,914,082)	(320,143,914,082)
+ Dividends paid in cash					(113,696,200,000)	(113,696,200,000)
+ Draw to Investment and Development fund			168,965,516,697		(168,965,516,697)	-
+ Draw to bonus and welfare fund					(33,296,197,386)	(33,296,197,386)
+ Bonus to The Board of management and Board of Supervisors					(3,999,999,999)	(3,999,999,999)
+ Remuneration of the Board of Management, Board of Supervisors subsidiary					(186,000,000)	(186,000,000)
- Temporary distribution of profits in 2015					(74,788,366,541)	(74,788,366,541)
+ Temporary extract of development investment fund			4,380,431,028		(4,380,431,028)	-
+ Temporary extract of bonus and welfare fund					(2,190,215,513)	(2,190,215,513)
- Dividends paid in 2015					(68,217,720,000)	(68,217,720,000)
- Other decrease					(295,518,384)	(295,518,384)
Balance at the ended of year	454,784,800,000	1,592,782,700	1,065,824,112,077	44,983,552,000	448,093,837,257	2,015,279,084,034

(*): Decrease investment development funds, increase interest previous year by Decision No. 06/QĐ- BM/HĐQT/2015 of the Board of management regarding the distribution of profits in 2014.

NOTES TO THE CONSOLIDATED FINANCIAL
STATEMENTS FOR THE YEAR 2015 (continued)

b) Details of capital contribution by the owners

	31/12/2015 VND	%	01/01/2015 VND	%
Capital contributed by the State	134.221.700.000	29,51%	134.221.700.000	29,51%
Capital contributed by others	320.563.100.000	70,49%	320.563.100.000	70,49%
TOTAL	454.784.800.000	100,00%	454.784.800.000	100,00%

c) Capital transactions with owners and distribution of dividends, profits

	Current year VND	Previous year VND
Capital contributed by the owner		
Capital contributed at beginning of the year	454.784.800.000	454.784.800.000
Capital contributed increasing during the year	-	-
Capital contributed decreasing during the year	-	-
Capital contributed at the end of the year	454.784.800.000	454.784.800.000
Dividends, division of profits	181.913.920.000	136.435.440.000
<i>Tincluding:</i>		
+ Cash	181.913.920.000	136.435.440.000

d) Shares

	31/12/2015	01/01/2015
Number of shares registered to be issued	45.478.480	45.478.480
Number of shares already sold to the public	45.478.480	45.478.480
- Common shares	45.478.480	45.478.480
Number of shares repurchased	-	-
Number of shares in circulation	45.478.480	45.478.480
- Common shares	45.478.480	45.478.480

Nominal value of shares in circulation: 10.000 VND

20. Off - Balance Sheet Items

Foreign currencies	31/12/2015	01/01/2015
+ USD	230.211,04	200.462,25
+ EUR	13.886,29	7.815,47
+ JPY	326.000,00	75.000,00
+ SGD	2.450,00	-

NOTES TO THE CONSOLIDATED FINANCIAL
STATEMENTS FOR THE YEAR 2015 (continued)

VI. ADDITIONAL INFORMATION ON THE ITEMS OF THE INCOME STATEMENT

	VND	Previous year VND
1. Sales and service revenue	2.970.287.044.650	2.500.608.876.409
Including:		
Sales of finished goods	2.747.660.293.210	2.314.995.588.380
Sales of merchandise and materials	222.572.468.713	185.521.905.302
Sales of services	54.282.727	91.382.727
2. Sales deductions	178.672.959.542	85.056.252.776
Including:		
Sale discounts	177.590.203.406	83.765.997.380
Sale returns	1.082.756.136	1.290.255.396
3. Net sales	2.791.614.085.108	2.415.552.623.633
Including:		
Net sales of finished goods	2.584.957.121.687	2.236.303.340.421
Net sales of merchandise and materials	206.602.680.694	179.157.900.485
Net sales of services	54.282.727	91.382.727
4. Cost of goods sold		
	Current year VND	Previous year VND
Cost of finished goods sold	1.701.993.323.062	1.575.007.476.335
Cost of merchandise and materials sold	199.890.281.095	171.450.297.530
TOTAL	1.901.883.604.157	1.746.457.773.865
5. Financial income		
	Current year VND	Previous year VND
Interest income from deposits and loans	27.988.177.665	26.956.207.419
Dividends, division of profits	80.000.000	100.000.000
Realized foreign exchange gains	113.400.817	100.907.487
Unrealized foreign exchange gains	191.878.655	805.430
Interest from foreign currency	61.849.366	1.882.782
TOTAL	28.435.306.503	27.159.803.118
6. Financial expenses		
	Current year VND	Previous year VND
Interest expense	4.097.860.403	3.860.540.507
Realized foreign exchange losses	571.844.691	770.728.648
Unrealized foreign exchange losses	-	29.092.244
Cash discount	24.933.321.768	15.655.978.342
Loss on foreign currency	422.422	294.725
TOTAL	29.603.449.284	20.316.634.466

NOTES TO THE CONSOLIDATED FINANCIAL
STATEMENTS FOR THE YEAR 2015 (continued)

7. Selling expenses and General administration expenses

	Current year VND	Previous year VND
a) Selling expenses incurred during the year		
Staff expenses	28.821.882.021	22.602.761.988
Materials and packing materials	2.397.730.416	3.886.791.336
Fixed asset depreciation	577.975.850	281.113.001
Outside services	58.679.849.795	48.715.460.089
Other expenses	35.460.693.786	48.153.569.015
TOTAL	125.938.131.868	123.639.695.429
b) General administration expenses incurred during the year		
Staff expenses	31.226.434.012	27.694.674.006
Office supply expenses	21.009.642.292	7.316.479.125
Office equipment expenses	3.713.914	9.588.137
Fixed asset depreciation	3.880.996.275	4.193.987.301
Taxes, fees and charges	347.341.461	459.181.298
Provision expenses	12.032.546.077	16.301.900.084
Outside services	9.013.768.536	4.682.217.582
Other cash costs	18.481.035.747	12.591.494.308
TOTAL	95.995.478.314	73.249.521.841
8. Other Income		
	Current year VND	Previous year VND
Disposal of fixed assets	266.853.329	-
Handling inventory differences	403.377.984	119.119.935
Sell scrap	1.296.151.650	446.147.491
Other accounts	461.659.113	718.981.441
TOTAL	2.428.042.076	1.284.248.867
9. Other costs		
	Current year VND	Previous year VND
Handling inventory differences	71.791.042	31.625.971
Administrative penalties for tax violations	3.976.359.703	-
Other accounts	382.364.266	2.394.488
TOTAL	4.430.515.011	34.020.459

NOTES TO THE CONSOLIDATED FINANCIAL
STATEMENTS FOR THE YEAR 2015 (continued)**10. Current corporate income tax expense**

- The parent company: Income tax payable is 22% of taxable income.
- The subsidiary:
Income tax is 15% during the 12 years since the project started manufacturing activities and business in the next year to apply under the current regulations.
- The company is exempt from income tax for 03 years from the taxable income and 50% of the tax payable in the next 07 years.
- 2009 was the first financial year the Company has taxable income.

Tax settlement of the Company will be controlled by the tax agency. By applying the laws and regulations on taxes for many different types of transactions which can be explained in several ways, the tax presented on the consolidated financial statements can be changed by decision of the tax agency.

	Current year VND	Previous year VND
Current income tax expenses	168.986.287.149	104.185.046.541

11. Deferred income tax expense

	Current year VND	Previous year VND
Deferred income tax expense arising from return of assets in income tax delayed	598.315.859	917.277.366
Deferred income tax expense arising from the differences of temporary deductibles	(23.362.867.470)	(817.315.558)
TOTAL	(22.764.551.611)	99.961.807

12. Earnings per share

	Current year VND	Previous year VND
Accounting profit after income tax	518.900.521.899	376.811.604.540
Increased and decreased adjustment items of accounting profit to determine profit or loss allocated to shareholders' common shares	-	-
- Add	-	-
- Less	-	-
Profit or loss allocated to shareholders' common shares	518.900.521.899	376.811.604.540
Average common shares in circulation in the year	45.478.480	45.478.480
Earnings per share	11.410	8.285

NOTES TO THE CONSOLIDATED FINANCIAL
STATEMENTS FOR THE YEAR 2015 (continued)**13. Production and business costs by element**

	Current year VND	Previous year VND
Raw material cost	1.473.102.914.972	1.373.595.922.931
Labour cost	167.247.349.892	136.239.358.899
Depreciation cost	66.049.489.608	70.611.472.928
Outside service cost	137.428.702.071	100.599.931.673
Other costs in cash	67.145.866.925	76.626.375.675
TOTAL	1.910.974.323.468	1.757.673.062.107

VII. OTHER INFORMATION**1. The events occurring after the date of ending accounting period**

No significant events occurred after the establishment date of the consolidated financial statements that required adjustments or announcements in the consolidated financial statements.

2. Information regarding to relevant parties

Incomes of members of Board of Management, Board of Directors in the year as follows :

	Current year VND	Previous year VND
Salaries, bonus, and other benefits	11.269.384.821	9.878.489.404

Segment report according to business area

The main business operation of the Company is to produce and trade civil and industrial products of plastic and rubber, thus there is no presentation of segment report according to business area.

Segment report according to geographical area

The Company only operates in geographical area of Vietnam.

4. Fair value of assets and payable financial liabilities

	Recorded value		Fair value	
	31/12/2015 VND	01/01/2015 VND	31/12/2015 VND	01/01/2015 VND
Financial assets				
Cash and cash equivalent amounts	370.744.808.359	243.691.456.593	370.744.808.359	243.691.456.593
Investments held to maturity	670.000.000.000	460.000.000.000	670.000.000.000	460.000.000.000
Accounts Receivables and other receivables	443.500.746.248	359.587.713.597	443.500.746.248	359.587.713.597
Financial assets available for sale	2.193.950.400	2.193.950.400	2.193.950.400	2.193.950.400
TOTAL	1.486.439.505.007	1.065.473.120.590	1.486.439.505.007	1.065.473.120.590
Financial liabilities				
Loans	61.100.187.000	58.420.187.000	61.100.187.000	58.420.187.000
Accounts payable and other payables	163.931.756.117	68.388.391.053	163.931.756.117	68.388.391.053
Payable expenses	110.709.980.112	25.607.934.051	110.709.980.112	25.607.934.051
TOTAL	335.741.923.229	152.416.512.104	335.741.923.229	152.416.512.104

Fair value of financial assets and payable financial liabilities are reflected at the values that financial instruments could be conversed in a current transaction between the parties with full of awareness and wish for transactions.



NOTES TO THE CONSOLIDATED FINANCIAL STATEMENTS FOR THE YEAR 2015 (continued)

The method and following assumptions are used to estimate the fair value :

Cash, bank deposits, and accounts receivable, accounts payable and other short term liabilities are mostly approximate to recorded values due to short- term maturity of these tools.

The fair value of listed securities are determined on the basis of transaction prices on the stock market. With respect to unlisted securities the fair value is determined on the basis of average transaction price in transaction market of the public companies not listed yet (UpCoM) to the companies that have registered to transact on transaction market of the public companies not listed yet (UpCoM), or average prices on the basis of transaction prices provided by a minimum three securities companies at the time of 31st December 2015 to the companies that have not registered to transact on the transaction markets of the public companies. The stocks without reference prices from reliable sources the fair values are taken from the book value.

The fair value of loans with fixed interest rates or floating interests can not determined due to there was no sufficient information to apply appropriate pricing.

5. Collateral

The Company does not have any collateral for mortgage to another unit on December 31st, 2014 and on December 31st, 2015.

The company holds the collateral of other units such as certificates of house ownership and land use rights on December 31st, 2014 and December 31st, 2015 with a written valuation respectively 239.988.400.000 VND and 251.467.300.000 VND to ensure the purchase of goods not paid immediately prior to import goods.

6. Credit risk

Credit risk is the risk that partners will not perform its obligations under the provisions of a financial instrument or customer contract, leading to financial losses. The Company has credit risk from its business activities (mainly for customer accounts receivable) and from its own financial operations, including bank deposits and other financial instruments.

Receivables from customers

The management of customer credit risk of the Company is based on company policies, procedures and control process of the Company relating to the management of customer credit risk.

Accounts receivable not paid yet are regularly monitored. The analysis of the ability to establish a reserve fund was made at the reporting date on the basis of each customer to large customers. On this basis, the company does not have credit risk concentration.

Bank deposit

Most bank deposits of the Company are deposited at the prestigious banks in Vietnam. The company has found that the credit risk concentration level for bank deposits is low.

7. Liquidity risk

Liquidity risk is the risk in which the Company has difficulty in meeting the financial obligations due to lack of capital. Liquidity risk of the Company arises mainly due to mismatch in the maturities of financial assets and financial liabilities.

NOTES TO THE CONSOLIDATED FINANCIAL STATEMENTS FOR THE YEAR 2015 (continued)

The Company monitors liquidity risk by maintaining the ratio of cash and cash equivalents at a level that the Board of Directors think is sufficient to provide financial support to the business operation of the Company and to minimize impact of the cash flow changes.

Maturity information of financial liabilities of the Company is based on the value without payment discounts under the contract as follows:

Unit: VND

	From 01 year or less	From 01 year to 05 years	Total
Balance at the ending of year	335.741.923.229	-	335.741.923.229
Loans	61.100.187.000	-	61.100.187.000
Payables to sellers	94.450.621.817	-	94.450.621.817
Other payables	69.481.134.300	-	69.481.134.300
Payable expenses	110.709.980.112	-	110.709.980.112
Balance at the beginning of year	152.416.512.104	-	152.416.512.104
Loans	58.420.187.000	-	58.420.187.000
Payables to sellers	67.063.726.753	-	67.063.726.753
Other payables	1.324.664.300	-	1.324.664.300
Payable expenses	25.607.934.051	-	25.607.934.051

The Company assumes that the risk level of concentration for the debt payment is low. The company has the ability to pay maturity debts from the cash flow from business operations and proceeds from the maturity of financial assets.

8. Market Risk

Market risk is the risk that fair value or future cash flows of financial instruments will fluctuate with changes in market prices. Market risk obtains foreign exchange rates, interest rate and equity prices.

Foreign currency risk

Foreign currency risk is the risk that fair value or future cash flows of financial instruments will fluctuate with changes in exchange rates.

The Company does not have foreign currency risk by buying and selling goods and services is done primarily by currency is Vietnam Dong.

Interest rate risk

Interest rate risk is the risk that fair value or future cash flows of a financial instrument will fluctuate due to changes in market interest rates. Risk of changes in market interest rates of the Company primarily relates to short-term deposits, loans.

The Company manages interest rate risk by closely monitoring relevant market situations to determine the appropriate interest rate policy favorable to the purpose of risk limit management of the company.

The Company does not perform a sensitivity analysis for interest rate because the risk of interest rate changes at the reporting date is not significant.

NOTES TO THE CONSOLIDATED FINANCIAL STATEMENTS FOR THE YEAR 2015 (continued)

Other price risk

Other price risk is the risk that fair value or future cash flows of a financial instrument will fluctuate according to changes in external market prices changes of interest rates and exchange rates.

The shares hold by the Company may be affected by the risks of future value of the investment shares. The Company manages stock price risk by setting investment limits and diversifying investment portfolio.

9. Comparative data

The comparative data are the data on the consolidated financial statements for the fiscal year ended on December 31st, 2015 audited by Nam Viet Accounting Consultancy and Auditing Service Ltd.

The first data on the consolidated balance sheet have been restated under Circular No. 200/2014/TT/BTC dated Decemer 22nd, 2014 of the Ministry of Finance on guiding the enterprise accounting system as follows:

Balance sheet	Data at 31/12/2014	Data at 01/01/2015 (restatement)	Difference
Short-term receivables	393.973.342.137	406.997.482.675	13.024.140.538
- Other Receivables	77.496.519.200	90.357.767.943	12.861.248.743
- Pending shortage assets	-	162.891.795	162.891.795
Other current assets	14.801.382.324	1.777.241.786	(13.024.140.538)
- Other current assets	13.024.140.538	-	(13.024.140.538)
Fixed assets	211.166.764.954	201.749.251.948	(9.417.513.006)
Long-term unfinished assets		9.417.513.006	9.417.513.006
Owner's equity	1.718.260.413.418	1.718.260.413.418	-
- Investment and development fund	845.659.490.321	893.419.394.492	47.759.904.171
- Finance reserve fund	47.759.904.171	-	(47.759.904.171)

10. Information about continuous activities

In fiscal year 2015, no activity or event had significant influence on the ability of continuous operation of the Company. Therefore, the consolidated financial statements of the Company were prepared on the basis of assuming that the Company would operate continuously.

Prepared by



Phung Huu Luan

Accountant



Hong Le Viet

General Director



Nguyen Hoang Ngan

Hochiminh City - 22th March 2016



SUSTAINABLE DEVELOPMENT REPORT

PRODUCT QUALITY
IS A LEADING FACTOR OF BINH MINH PLASTICS

130 | OVERVIEW OF SUSTAINABLE DEVELOPMENT REPORT

138 | ACTIVITIES RESULTS IN 2015

1. OVERVIEW OF SUSTAINABLE DEVELOPMENT REPORT

Sustainable development has been mentioned by the Company in its long-term strategy reflected the determination of the vision and mission of the enterprise in 2009. In the following years, reports on sustainable development have always been integrated in the annual report of the Company.

2015 was the first year that Binh Minh Plastics implemented this integrated report under the Guideline documents to establish a sustainable development report released by the State Security Commission of Vietnam in collaboration

with the IFC Organization to issue with reference to information disclosure standards GRI - G4.

REPORTING PERIOD:

Sustainable Development Report is made under direction integration in the same period with the Annual Report of the Company.

SCOPE OF THE REPORT:

This report was made for Binh Minh Plastics Company and Northern Binh Minh Plastics One Member Limited Company, a subsidiary with 100% capital owned by the BMP.

KEY AREAS OF SUSTAINABLE DEVELOPMENT

The Company identifies its key areas including the areas of: environment, economy and society.

In which:

Environmental sector including key activities:

- Using electrical energy and water.
- Controlling waste
- Improving the working environment.

Economic sector including:

- Economic activities effect of the Enterprise.
- Implementation of tax policy to the State.
- The benefits to shareholders.

Social sector including:

- Responsibility for the products.
- Policies for laborers and sustainable job.
- The social activities.

METHOD TO DETERMINE THE CONTENTS OF REPORT

Gathering information to assess the level of interest of concerned parties to develop a sustainable development strategy, giving commitments, and gathering information to build the contents of the report were performed by the Company as follows:

Clients and consumers: Through the survey on consumers at fairs, collection comments from the stores system, assessment opinions from the 3rd parties and direct feedbacks to the Company from customers.

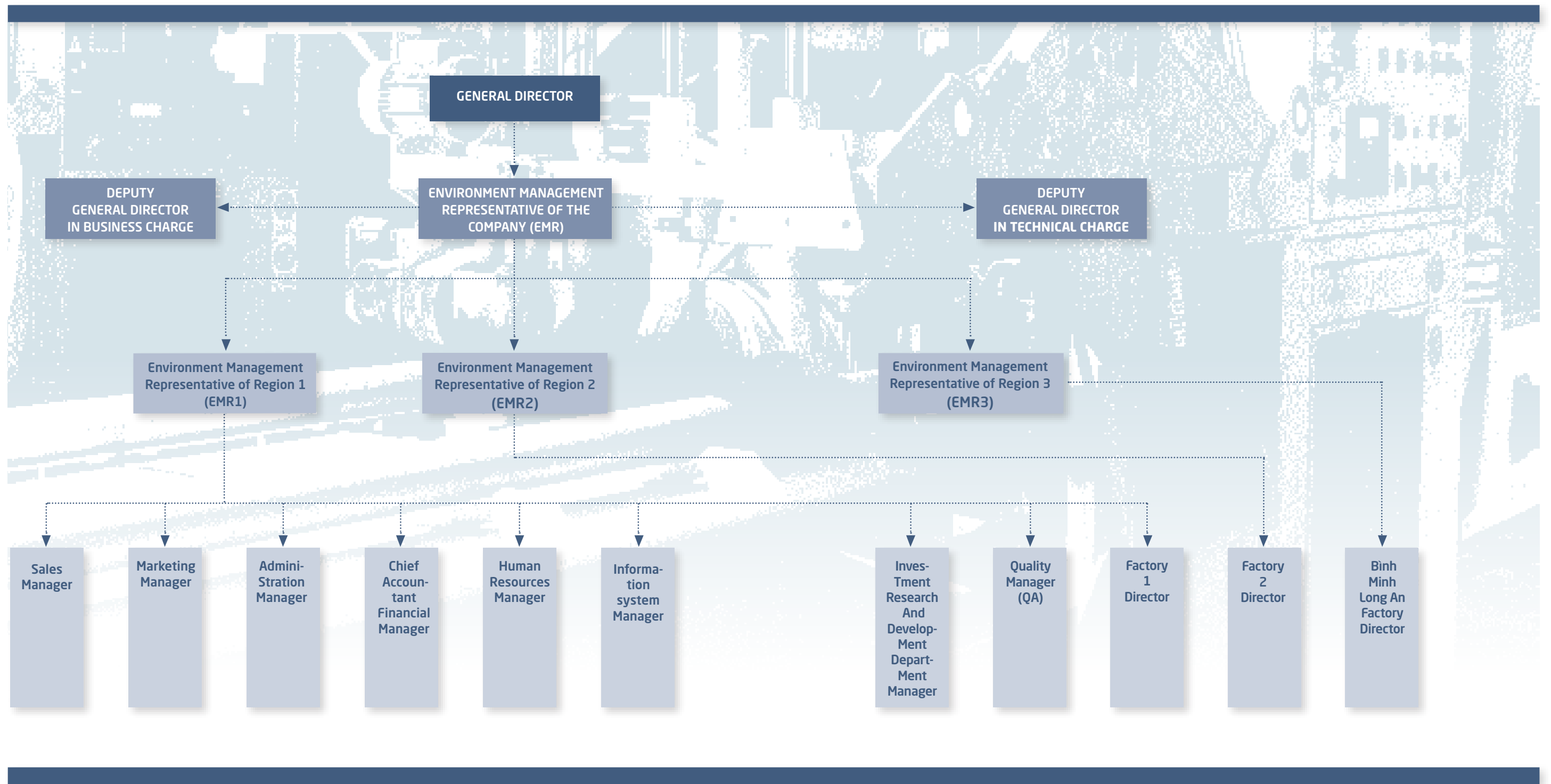
Enterprise and Laborers: Through the implementation of annual plans, annual reports on specific topics. Through direct reflections of the laborers to the Company leaders or via the Labor organization.

Shareholders: Through the regular contact meetings of the Company with the Company's major shareholders, investors. Opinions at the GMOS each year or comments directly to the BOM.

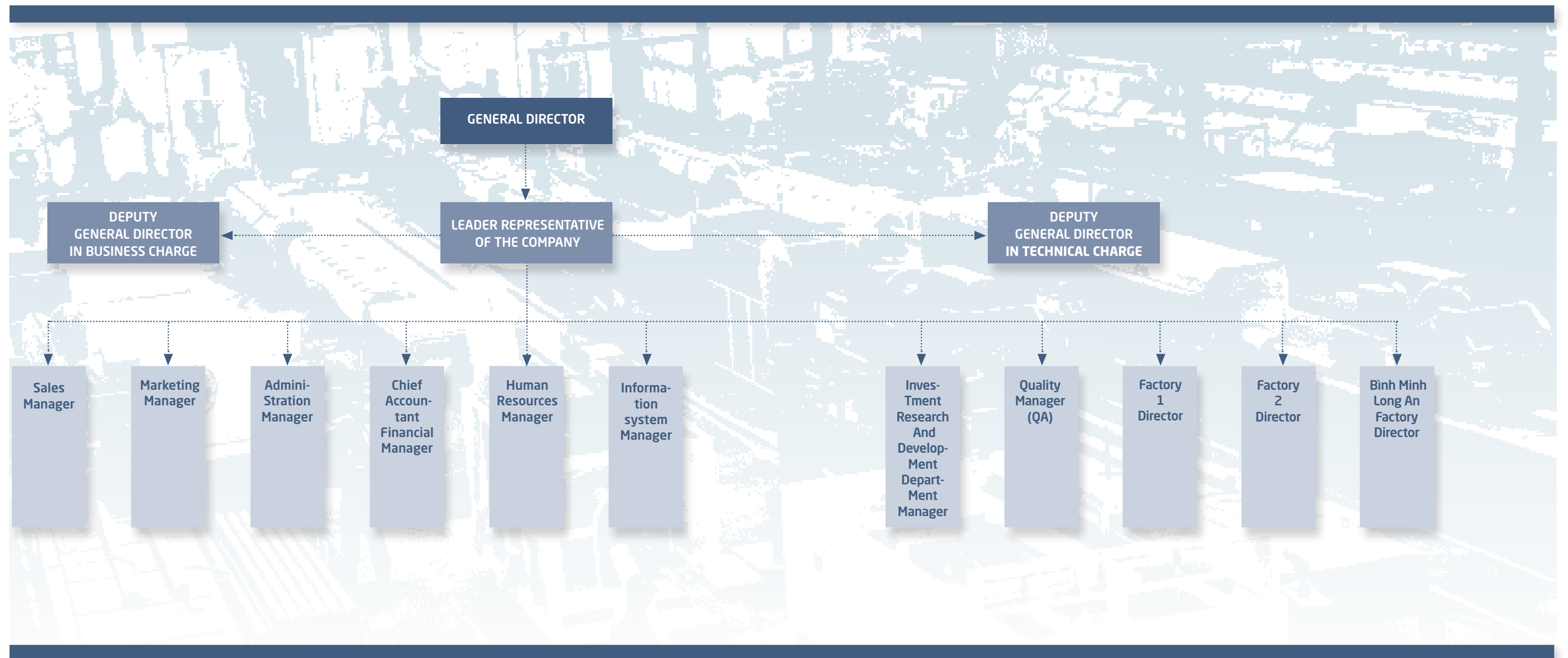
The State authorities and local government: through the periodic inspections and the annual extraordinary inspections held by authorities. Through social activities, community activities in local area.



ORGANIZATIONAL CHART OF ENVIRONMENTAL MANAGEMENT SYSTEM - ISO 14001: 2004



ORGANIZATIONAL CHART OF QUALITY MANAGEMENT SYSTEM - ISO 9001: 2008



COMMITMENTS TO THE CONCERNED PARTIES



Binh Minh Plastics Joint-stock Company orient developing the products and services that friendly to environment to create and affirm a enterprise's image is responsible for nature, for community and towards sustainable development.

TO CUSTOMERS

- Assuring to provide markets with high quality products and reasonable prices.
- Providing attentive services to customers.

TO SHAREHOLDERS

- Providing sufficient information and transparency.
- Assuring investments of shareholders are profitable.

TO STAFFS

- Assuring employment and incomes for labors.
- Assuring a safe working environment, increasingly green, clean and beautiful.

TO STATE

- Compliance with legal regulations in the field of operation.
- Fullfilment of tax obligations.

TO COMMUNITY

- Getting together with local authorities, organizations and associations to share values and to build development community.

COMMITMENTS AND ENVIRONMENTAL POLICY


To concretize the commitments of environment and sustainable development, the Company has developed and applied environmental management system under standards ISO 14001: 2004 that was assessed and certified by QUACERT continuously since 2011.

COMMITMENTS

1. Compliance with the requirements of laws and regulations related to the environment.
2. Using efficiently the resources and focusing on protection activities for environment.
3. Minimizing adverse impacts on environment according to the 3R National Strategy "Reduce - Reuse - Recycle".

APPROVAL

1. Training laborers to understand and asking people to participate in environmental activities.
2. Implementing, maintening and improving continuously the Quality Management Systems (QMS) and Environmental Management System (EMS).
3. Actively in the Company and contribute in community implementing these above commitments.

**INFORMATION RELATING REPORT**

If thers are any comments to be contributed to the report or questions related to the report, please contact to:

Mr. Nguyen Thanh Hai
Marketing Manager

Phone: (84-28) 39 690 973
Ext. 156 or 0983332533
Adress: 240 Hau Giang street , ward 9,
distic 6, HCMC
E-mail : nthai@binhminhplastic.com.vn

2. ACTIVITIES RESULTS IN 2015

1. Report on environmental activities

Saving electrical power

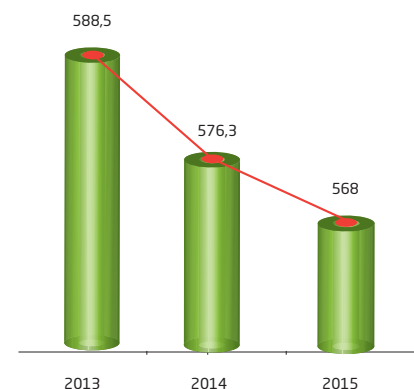
The Company has trained for awareness of energy saving for all the staffs. Right beginning of last year, Company set up plans, implemented measures to reduce electrical energy consumption as follows:

- Auditing energy in the areas.
- Assessment of electric power consumption of small, medium, large machines and following pipe sizes, to build suitable the production plans, reducing electricity consumption rate.
- Installation of equipment of measuring, data recorder to separate power consumption data for each product group: accessories, sprays, adhesives... implementing of appropriate technical solutions to save power.
- Installing of inverters and servo to motors of the main production equipment.

- Investing in production equipment using power-saving technology SERVO.
- Controlling water chillers in circulating reservoirs during production process.

Implementation process was recognized, analysed, compared periodically. On the results achieved in 2015 compared to the previous year as follows:

**ELECTRICITY CONSUMPTION
RATIO (Kwh/ton)**



YEAR	2013	2014	2015
Production output (Tons):	50,514	59,137	69,711
Power consumption (1000 Kwh):	29,730	34,078	39,593
Electricity consumption ratio (Kwh / ton)	588.5	576.3	568.0

With the synchronous solutions mentioned above, the average power consumption rate continuously decreased from 2013 to 2015. In 2015, a reduction of more than 578, 600 KWH, corresponding to saving amount 914,189,000 dongs.

Electricity consumption ratio

REDUCTION OF MORE THAN
578,600 Kwh

SAVING AMOUNT
VND 914,189,000

Saving water

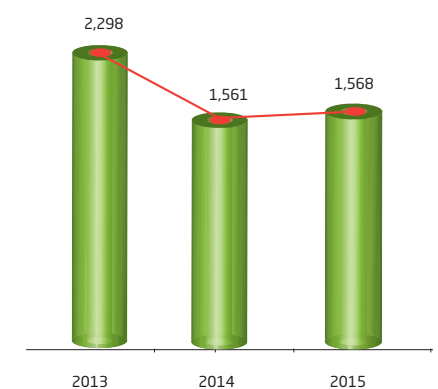
Water sources are used by the Company mainly for the cooling purpose to equipment and to products. This water is circulated for reuse to save the maximum amount of use water.

Some solutions for saving water used as follows:

- Making water supplying system diagrams for each area.
- Installing of the counter, main valves to control the water consumption for the using purpose each region.

- Recording and analyzing data on the measuring devices to detect water losing cases and fix it.

**WATER CONSUMPTION RATIO
(m³ / ton)**



YEAR	2013	2014	2015
Production output (ton)	50,514	59,137	69,711
Water consumption (m ³)	116,082	92,320	109,324
Water consumption ratio (m ³ / ton)	2,298	1,561	1,568

These solutions brought high effect in 2014, the rate of water consumption of the entire volume of water of the Company was averagely decreased by over 32% compared to 2013. However, in 2015 the rate of water consumption increased slightly by 0.44% due to a number of reasons as follows:

- The solutions implemented in the years 2013-2014 helped water consumption in 2015 at the Company were almost optimal.
- The relocation activities rearrangement of manufacturing equipment, construction, equipment installation, trial production at new Binh Minh Long An factory in 2015 consumed a significant amount of water that was also counted towards the water consumption of the whole Company.

Waste water treatment

Waste water generated by the Company included: domestic waste water and overflowing rain water were treated as follows:

- At Area 1 - No. 240 Hau Giang street, ward 9, district 6, HCMC : The system of domestic wastewater was treated through the system with micro-processor to achieve the results complying with regulations of QCVN 14:2008/BTNMT (National Technical Regulations on waste water) before

entering the waste water systems of the city.

- At the Factory 2 (Song Than Industrial Park - Binh Duong); Binh Minh Long An Factory, (Vinh Loc 2 Industrial Park - Long An) and Northern Binh Minh Plastics (Pho Noi A Industrial Park - Hung Yen): The entire amount of waste water was connected to central sewage treatment system of industrial parks and treated under the provisions of the industrial park.

The entire amount of waste water in the areas was measured, controlled and monitored periodically 6 months/time with a total cost of over 50 million dongs/year.

Solid waste treatment

Solid waste at the Company are classified into four categories as follows: domestic waste; recycling waste; hazardous waste; medical waste.

The Company has performed training on waste separation for all officials and staffs, issued internal rules on environmental protection, installation of trashcans in areas to implement waste separation at source.

The waste is collected periodically by units and moved to treatment places according to legal regulations. The waste disposal costs in 2015 was 259 million dongs.

Working environment

Awareing of working environment has a great influence on the health and psychology of labors the Company has established classification tables of environmental aspects likely directly affecting the working environment of labors . Since then conducting supervision, periodic assessment to have measures to overcome, improve what is unfit, unreasonable to bring the work environment clean and green to the labors in the Company. Total costs for environmental activities in 2015 was 2,034.1 million dongs. In which charges for working environmental improvement: 1,534 million dongs.

The environmental improvement activities were performed

For dust generated from the production process:

- Concentrating production phases generating dust in a given area, the areas generating many dust were covered, screened to limit dust spread around.
- Installing automatic dust collectors in the powder mixing area.
- Investing and instaling of automatic supplying system, closed chain from raw materials to after-mixed powder, minimizing dust spread out.
- Equipping the workers with dust masks while working in the manufacturing areas generating dust.

With respect to exhaust from the production process

- The air systems in the areas generating

gases (mixed glue) are continuously refreshed with ventilation systems by exhaust fans.

- Equipping the workers in this area with the masks dedicated to the protection in the working process.

For exhaust from generators and exhaust from means of transport

- Generator system is placed in a closed room with sound and dust insulation, exhaust gas is discharged through a 16m high chimney not affecting the surrounding environment.
- Generator system only works when grid power was lost. According to statistical data of the energy audit, the power output by generator in 2015 accounted for only 0.14% of total consumed output, so exhaust gas affecting from the generator was negligible.
- The means of transport of materials, products and vehicles for everyone in the Company mainly were forklifts, motorcycles and small vans, the amount was not many, and mainly used gas so exhaust gas and dust generated pollution was very low.
- In addition, internal surface roads in the Company site were concreted and regularly cleaned up so the generation and spread of dust was very little, not affecting the surrounding environment.

For ventilation and temperature

- Construction, rearrangement, scientific layout of workshops, using heat-resistant materials ensures necessary temperature and ventilation.

- Installation of the ventilation equipment on the roof-tops of the workshops, and equipped with ventilation fans at the workshops enhance ventilation, reducing the temperature and humidity in the factory.

To vibration, noise

- Arrangement to isolate noisy production areas.
- Implementing noise reduction measures such as installation of soundproof panels, installation of the bracket to reduce noise, vibration for machinery, ...
- Maintenance of equipment according to plans, ensuring the state that was always in best operation in order to limit the noise

emitted by machines that were used for a long time.

- Equipping laborers with noise resistant means (ear-plugs, helmets, safety working clothing, ...)
- Automation to the maximum level of production incurred greater intensity noise to reduce the time and number of people exposed to these unpleasant environment.

The dust control measures, exhaust and micro-climate conditions were always carried out and measured annually. Results of measurement of dust, exhaust and microclimate conditions always obtained the prescribed requirements: 3733/2002/QĐ-BYT issued by the Ministry of Health.

FACTORY 1 - 240 HAU GIANG STREET, WARD 9, DISTRICT 6, HCMC

Micro-climate, noise measurement result table

Parameter	Measurement results at the Company			Labor hygiene standards in accordance with Decision 3733/2002/QĐ-BYT October 10 th 2002
	2013	2014	2015	
Noise Intensity (dBA)	76	76	76	≤ 85
Temperature (° C)	30.5	30	28.8	≤ 32
Humidity (%)	68.4	79.4	72.8	≤ 80

Analysis result table inside and surrounding areas

Parameter	Measurement results at the Company			Labor hygiene standards in accordance with Decision 3733/2002/QĐ-BYT October 10 th 2002
	2013	2014	2015	
Dust (mg/m ³)	0.41	0.46	0.48	≤ 6
CO (mg/m ³)	4.35	6.91	5.22	≤ 20
SO ₂ (mg/m ³)	0.112	0.067	0.06	≤ 5
NO ₂ (mg/m ³)	0.097	0.03	0.035	≤ 5
VOC (mg/m ³)	9.3			≤ 200



FACTORY 2 - NO. 7 STREET NUMBER 2, SONG THAN INDUSTRIAL PARK 1, DI AN, BINH DUONG

Micro-climate, noise measurement result table

Parameter	Measurement results at the Company			Labor hygiene standards in accordance with Decision 3733/2002/QĐ-BYT October 10 th 2002
	2013	2014	2015	
Noise Intensity (dBA)	81	76	84	≤ 85
Temperature (° C)	30.2	30.2	31.8	≤ 32
Humidity (%)	-	80	69.9	≤ 80

Analysis result table inside and surrounding areas

Parameter	Measurement results at the Company			Labor hygiene standards in accordance with Decision 3733/2002/QĐ-BYT October 10 th 2002
	2013	2014	2015	
Dust (mg/m ³)	0.42	0.47	0.41	≤ 6
CO (mg/m ³)	5.16	3.28	4.05	≤ 20
SO ₂ (mg/m ³)	0.05	0.07	0.1	≤ 5
NO ₂ (mg/m ³)	0.03	0.05	0.08	≤ 5

Source: the environmental test results of the Environmental Health Center - Ministry of Industry and Trade

NORTHERN BINH MINH PLASTIC- D1 STREET, PHO NOI A INDUSTRIAL PARK,
VAN LAM DISTRICT, HUNG YEN

Micro-climate, noise measurement result table

Parameter	Measurement results at the Company			Labor hygiene standards in accordance with Decision 3733/2002/QĐ-BYT October 10 th 2002
	2013	2014	2015	
Noise Intensity (dBA)	80.4	80.4	79.0	≤ 85
Temparature (° C)	20.9	16.6	25.8	≤ 32
Humidity (%)	40.3	56.5	82.6	≤ 80

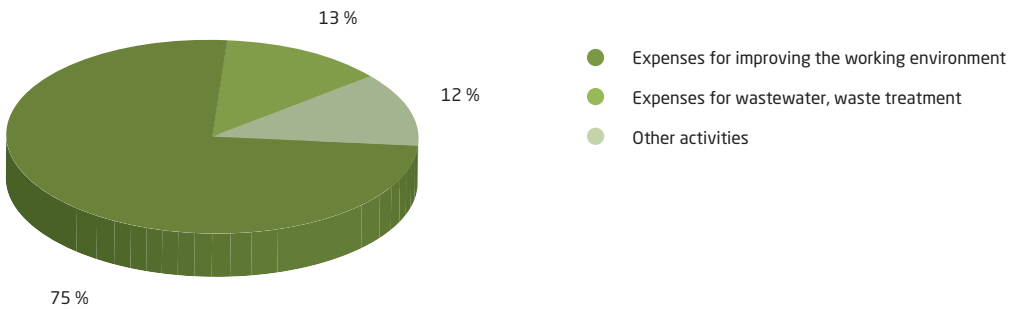
Analysis result table inside and surrounding areas

Parameter	Measurement results at the Company			Labor hygiene standards in accordance with Decision 3733/2002/QĐ-BYT October 10 th 2002
	2013	2014	2015	
Dust (mg/m³)	0.381	0.356	0.347	≤ 6
CO (mg/m³)	0.440	0.633	0.641	≤ 20
SO ₂ (mg/m³)	0.125	0.117	0.149	≤ 5
NO ₂ (mg/m³)	0.038	0.034	0.037	≤ 5

Source: Environmental testing results of the Station of Monitoring and environmental analysis)

Total expenses for environmental activities in 2015 was 2,034.1 million dong. In which, expenses for improvement of work environment: 1,534 million dong, waste treatment expenses: 259.5 million dong, other expenses: 241 million dong

CHART OF EXPENSES ALLOCATION FOR ENVIRONMENTAL ACTIVITIES



2. REPORTS ON ECONOMIC ACTIVITIES

The Company has always achieved high economic efficiency compared to the enterprises of same industry for many years. Economic effect was reflected in the values giving the parties concerned as follows:

- Profit in 2015: 665 billion dong obtained margin of profit/sales by 22.4%, the highest as compared to the enterprises of same industry that are listed.
- Money paid into the state budget: 242 billion dong.

- Actual cash dividends paid to shareholders in 2015: 182 billion dong.
- Total income of the labors in 2015: 172.5 billion dong.

The company is one of 1,000 enterprises that paid most taxes in Vietnam in 2015. Besides the Company also actively contributed to the social activities locally and nationwide with value 1,174 million dong (see further in social activities part)





VERIFY THE STRENGTH
assert the firmly stand

3. REPORT ON SOCIAL ACTIVITIES

.....

A enterprise which wants sustainable development must be recogened by society, at the same time, the development of the enterprise shall accompany the development of the social community there. Binh Minh Plastics desires to be partner and develop with the society as a friendly enterprise with social responsibiliti.

.....

a. Responsibility for the products

“ PRODUCT QUALITY IS A LEADING FACTOR OF BINH MINH PLASTICS. THIS IS THE MOST IMPORTANT THING TO BUILD UP BINH MINH PLASTICS BRAND DURING 39 YEARS OF OPERATION. ”

Responsibility of Binh Minh Plastics for products is expressed through two criteria:
Assurance of quality products includes health and safety for consumers and the community; Product informations are full and honest.

Assurance of Quality products including safety for consumers and the community

To ensure the quality of products including health and safety for consumers and communities, continuously for many years, Binh Minh Plastics has always been evaluated, monitored and certified to conform with the following standards by Quacert and Quatest 3.

- ISO 1452: 2009 / ISO 8491: 2011 for uPVC pipes and fittings.
- ISO 4427: 2007 / ISO 7305: 2008 for HDPE Pipes and fittings.
- ISO 15874-2: 2003 for PP-R pipes.
- DIN 8077: 2007 / DIN 8078: 2007 for PP-R pipes.
- ISO 4437: 2007 for HDPE gas pipes.
- VNS 16: 2014 / BXD for uPVC.

To ensure product quality, Binh Minh Plastics has implemented strict control

process from raw material quality, production process and final product. All these processes are in compliance with quality management system ISO 9001: 2008 that the Company has built and applied from 2000.

Input materials

Raw materials for manufacturing pipes and fittings are sourced from reputable leading suppliers at domestic and abroad as Borouge, Sabic, TPC Vina, Sun Ace ...

The material batches entering Binh Minh Plastics must have the certificate of quality of the physical and chemical indicators, then the quality should be tested again in the laboratory of Binh Minh Plastics before putting them into production .

The batches of raw materials being doubtful of unsatisfactory quality are isolated and exchanged and returned to the manufacturers.



Output products

Products before completed and shall under 2 strict checks in quality in conformity with the prescribed standards:

1. Check in the manufacturing process.

2. Check the final product test.

Physical and chemical properties of the products were carried out experimental tests in the laboratory of Binh Minh Plastics prior to coming to the customer.

Besides, the products of Binh Minh Plastics are independently and periodically inspected at the National Testing Center, such as : the Center for Engineering Measurement & Quality 1 (Hanoi) and Center for Engineering Measurement & Quality 3 (at HCMC) on the physical and mechanical properties,

as well as properties related to health and safety of users

Handling feedbacks, complaints of customers

Binh Minh Plastics has always considered the feedbacks, complaints of customer as the interests of the customers to Binh Minh Plastics, one of the valuable sources of information for Binh Minh Plastics to constantly improve and perfect itself.

On that basis, Binh Minh Plastics have established and maintained direct communication channels at the agent outlets or by emails, phones to receive all comments, feedbacks from customers, particularly for product quality issues. All customers' complaints are recorded and exchanged and settled with customers in view of customers' satisfaction and better operations of the Company.



Measuring indexes to product responsibilities

NO.	NORM	LEVEL
1	The rates of products does not use unsafe chemicals /Total products	100%
2	The factories have certificates of ISO 9001: 2008 and ISO 14001: 2004	100%
3	The number of violations of the brand, product information announcements	0
4	The number of recalled products due to no quality assurance	0
5	Total incidents of non-compliance with regulations and standards relating to the impact on the health and safety of products and services throughout the life cycle	0
6	Total incidents of non-compliance with regulations and voluntary rules relating to information products and services and the recognitions	0
7	Selling prohibited products and under dispute	0
8	Total number of cases of non-compliance with regulations and voluntary law on marketing communications	0
9	Total complaints have evidence of violations of customer privacy and loss of customer data	0
10	Monetary value of significant fines for non-compliance with laws and regulations on the provision and use of products and services	0

Providing honest and full information on products

Information on the labels, packagings and prints on products of Binh Minh Plastics ensures legal compliance and complete information for purchasing decisions of customers. The information includes: the information on the Company (logo, brand,

manufacturing address, ...); products' name; manufacturing materials; the technical specifications of the products. Product uses and recommends.

These informations also serves to determine the origin of products when there are customer's complaints.

b. Policies to labors and sustainable employments

“ HUMAN IS THE MOST IMPORTANT ASSET ”

that an enterprise can have it. The success of the enterprise depends on the effectiveness of human resource management. Awaring of this, Binh Minh Plastics has unceasingly invested in development of human resources during the past years.

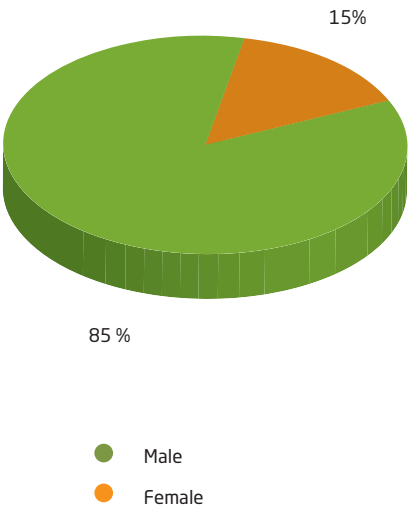
In 2015 the Company recruited 17 officials and staffs to meet the needs of developing and expanding the Company’s production.

Tables of statistic and labor distribution throughout the Company

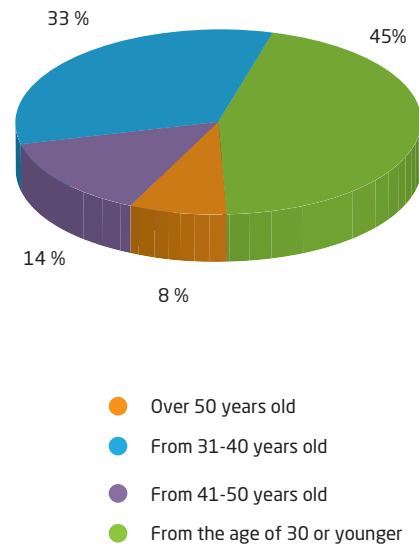
MEASURE TARGET	DESCRIPTION	2011	2012	2013	2014	2015
Number of labors		560	565	700	739	756
Gender	Female	93	94	108	107	113
	Male	467	471	592	632	643
Age	Over 50 years old	51	66	66	68	70
	From 41-50 years old	108	124	124	117	120
	From 31-40 years old	223	238	239	262	276
	From the age of 30 or younger	294	252	271	292	382
Qualification	Postgraduate	5	7	9	9	9
	University	105	112	123	135	139
	Intermediate, colleges	146	147	123	190	214
	High school	420	141	445	405	396
Distribution of labor	Staffs	575	568	594	635	634
	Basic level management officials	67	74	68	67	81
	Intermediate level management officials	30	34	34	33	39
	Senior management officials	4	4	4	4	4

RESOURCES STRUCTURES IN THE YEAR

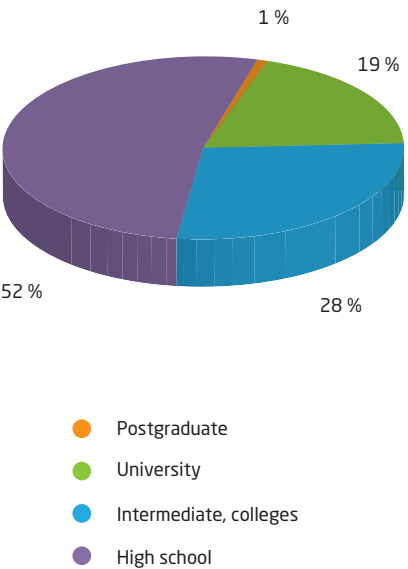
GENDER



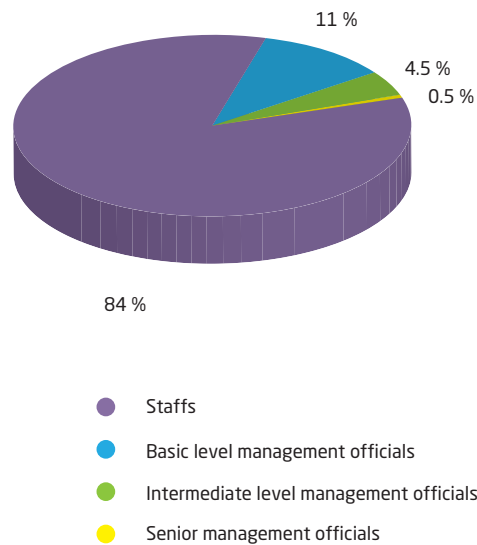
AGE



QUALIFICATION



DISTRIBUTION OF LABOR

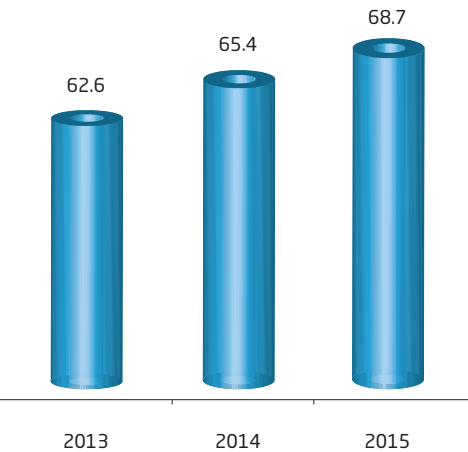




Labor productivity

The number of laborers increased by 0.3%, but the proportion of the turnover/ laborers of the Company in 2014 increased 11% compared to 2015. Binh Minh Plastics is a plastic pipe production enterprise which has the highest labor productivity in the industry.

LABOR PRODUCTIVITY
FROM 2013 - 2015



Policies of salary, bonus and welfare regimes

The Company built complete regulations on salaries and rewards ensuring fairness and reason to labors, irrespective of male or female laborers . Labor policies applied by the Company are more beneficial to the labors than regulations of the law. These regulations are specified in the Collective Agreement applied to 100% of the labors in the Company.

Safety and Occupational Health

- Every year, the Company organized health checks and occupational disease checks for labors, discovered the abnormal expressions of health, enabled ill laborers to be treated promptly.
- Beside of the health insurance regime prescribed by the State, the Company also purchased accidental insurance 24/24 for 100% labors and comprehensive health insurance to all senior and middle officials
- Each factory is equipped with means of medical checks, medications, with medicos providing health advice, health care on-site to labors.
- Collective kitchens were regularly inspected for food safety as stipulated by the authorities to ensure supplying the nice, nutrition meal to labors.
- Total costs for health care in 2015 was 838,7 million dong.

Data table on health care costs

MEASUREMENT	2013	2014	2015
Comprehensive health insurance for senior officials	257	304	316
Physical examination	379	446.2	501
Immunizations	389	310.8	21.7
Total (million dong)	1,024	1,061	838.7

Training Policy

The training task is always focused, properly invested by time and effort at the Company. Based on the actual needs of the departments, the Company built annual training plans for the whole Company.

The Company has internal training courses for officials and staffs newly employed to work in the Company and trainings

for grassroots management officials. Executives, technicians and management officials were sent to study in outside classes at domestic and abroad.

Due to the good training, the officials and staffs developed their capacities rising labor productivity. Besides professional and skill training, the Company also focused on the training of lifestyle behaviors, of office culture to labors.

Training figure tables

MEASURE TARGET	Unit	2011	2012	2013	2014	2015
Number of courses in year	Course	34	32	50	54	61
Total hours of training	Hour	606	410	1,700	1,800	1,400
Total number of times of participants	Time	819	472	697	1,600	1,083
Total costs	Million VND	293.7	383.2	524.8	536	437

Training cost portion per/year



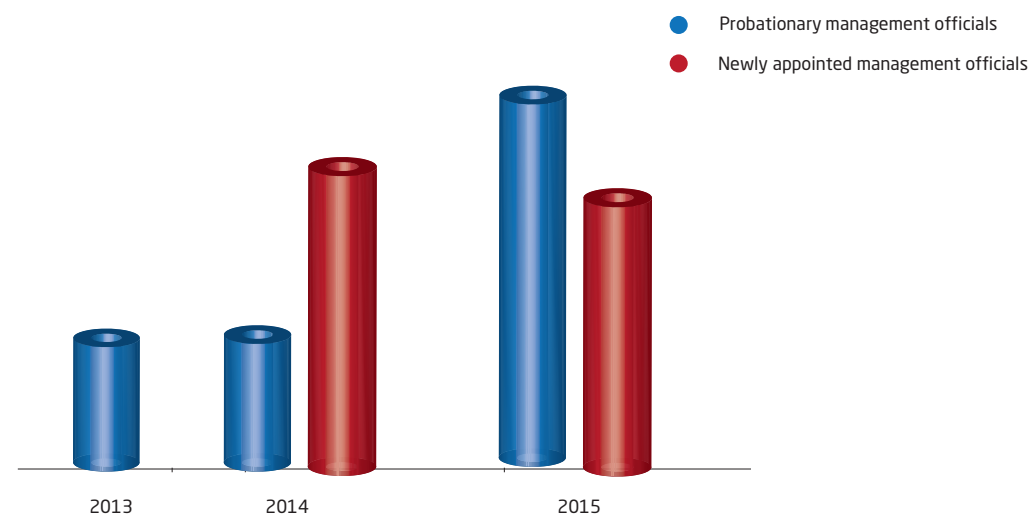
Probation management officers policies

Management staffs have a decisive influence in the operation and development of the enterprise. Therefore, the training and developing of talent and successor team are always an importance and long-term goal of Binh Minh Plastics. The Company has applied the regulations on probation managers since 2006. The managers in planning are selected from potential candidates. The training contents

to successor team were also built properly to each position and each level, ensuring that the manager teams have capability for succession to future growth..

In 2015 the Company:

- Evaluated and decided to appoint new 11 middle management officials.
- Evaluated and made decisions on probation to 06 middle management officials.



Recruitment Policy

The Company has regulations on recruitment with processes and employment standards specific for each position.

The main human resource are priority recruited from local area. Candidates

with high requirements, the management personnel, the Company has selected the big and prestigious recruiting service providers ensuring supply of good candidate.

The Company has applied a priority policy for labor's relative with high qualified and capable suitable for the required positions.

c. The social activities

Along with promotion of the production and business activities and care for the lives of the labors in the Company, the Social - Charitable activities have always been specially focused by the Company.

- Implementation of the campaign of the Party and State "Together for the Community", presently, the Company is taking care of 03 Vietnam Hero Mothers, 02 martyr's mothers and patronize 01 child of worker in particularly difficult circumstances. Built 3 charitable houses in the year.
- In July 2015 there were 300 officials and staffs and family members participated in the "Walk for Victims of Agent Orange and disabled poor" that was held at Dam Sen Cultural Park, district 11, HCMC.
- The Company supported 200 million dong to the Vietnam Red Cross Society
- More than 200 officials and staffs marched for the program "Vietnam Value" held in district 7, HCMC.
- Mobilized collections to donate to people in the Northern provinces hit by flood.

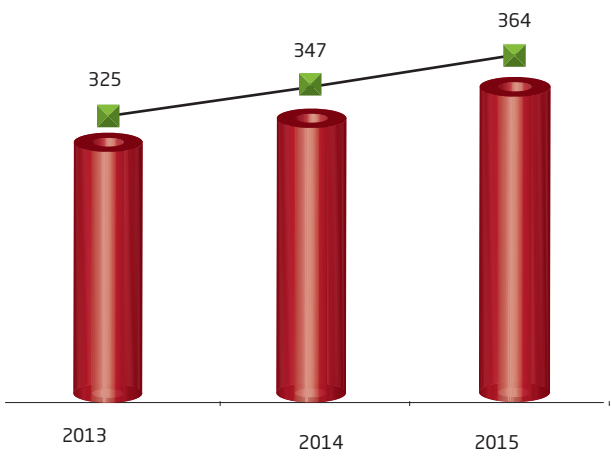
- Supported to the Center "Homeland" that caring disabled children in Binh Duong Province.
- 2015 was the 12th year the Company organized blood donation festival with 305 participants (in the past 12 years since 2004 to 2015 there were more than 2.500 participant).
- Annually supported to the HCMC Disabled Children Sports Festival. Supported 2.000 notebooks to the children of workers in difficult circumstances.
- Supported 1.500 notebooks to the pupils of Long Son elementary school, Long An province.
- On the occasion of "Workers Month" the Executive Board of Labor Union at Company visited and presented gifts to long-term sick workers and the families in difficult circumstances, a rate of 5 million dong.
- Awarded Nguyen Duc Canh scholarships to children of officials and staffs and organized children with outstanding achievements in studies to attend Thanh Da summer camp in Binh Thanh district, HCMC.



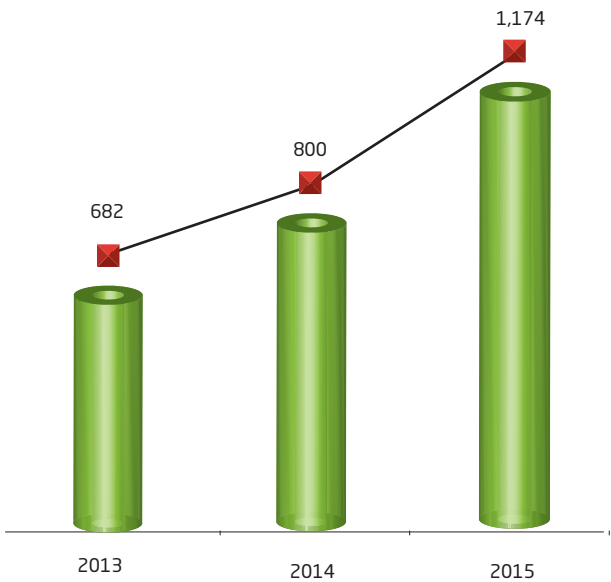
THE TOTAL COST FOR SOCIAL, CHARITABLE WORK IN 2015

1,174 MILLION DONGS

THE NUMBER OF PEOPLE
PARTICIPATING IN BLOOD DONATION
FOR 2013-2015



COST FOR SOCIAL ACTIVITIES
FOR 2013-2015
(Million dongs)



REFERENCE TABLE FOR THE CONTENTS OF REPORT
WITH GRI'S STANDARDS OF SUSTAINABLE DEVELOPMENT

ITEM	DESCRIPTION	REFERENCE/DIRECTLY REPLY	PAGE
	GENERAL STANDARDS		
	STRATEGY AND ANALYSIS		
G4-1	Declaration of the Senior leaders of the enterprise	Annual report - Vision, mission	03
G4-2	Description of impacts, risks and opportunities	Annual report - Report on Risk Management	35
	ORGANISATION PROFILE		
G4-3	Name of enterprise	Annual Report - General Information about the company	10-15
G4-4	Key products and services	Annual Report - General Information about the company	10-15
G4-5	Address of headquarter	Annual Report - General Information about the company	10-15
G4-7	Type of ownership, legal models	Annual Report - General Information about the company	10-15
G4-8	Market of service (by geographic area)	Annual Report - General Information about the company	10-15
G4-9	Scale of Enterprise	Annual Report - General Information about the company	10-15
G4-10	Statistics on the labor force	Sustainable Development Report - Report on Human Resources policy	152-153
G4-11	Percentage of laborers entitled to the collective labor agreement	Sustainable Development Report - Report on Human Resources policy	155
G4-13	Changes in the reporting process related to the size, structure, ownership and supply chain	Annual Report - General Information	10-15
	DETERMINATION OF ESSENTIAL BOUNDARY		
G4-17	The units included in the consolidated financial statements of the organization	Annual Report - The subsidiaries and associated companies Sustainable Development Report - Overview on report	22-23 130
G4-18	Explanation on the process of determination on the contents of report and report boundary; Rules of enterprise report applied to build the contents of report	Sustainable Development Report - Overview on report	130-131
G4-19	Key issues in the process of development of the contents of report	Sustainable Development Report - Overview on report	130-131
G4-20	With each critical field, reports field boundaries within the organization	Sustainable Development Report - Overview on report	130-131
G4-21	With each critical area, the report on Boundary Field outside organizations	Sustainable Development Report - Overview on report	130-131
G4-23	Major changes compared to the previous reporting period (on the scope and issues of report)	Sustainable Development Report - Overview on report	130-131

ITEM	DESCRIPTION	REFERENCE/DIRECTLY REPLY	PAGE
	PARTICIPATION OF THE PARTIES CONCERNED		
G4-24	List of groups of the parties concerned to the enterprise	Sustainable Development Report - CommitmentS to parties concerned	136
G4-25	Basis for selection and determination by the parties concerned	Sustainable Development Report - Commitment to the parties concerned	136
G4-26	Approaches for the involvement of the parties concerned	Sustainable Development Report - Commitment the parties concerned	136
G4-27	The themes and the main concerns raised in the course of participation of the parties concerned; how the enterprises respond to the said contents (including feedback via reports)	Sustainable Development Report - Commitments to the parties concerned	136
	REPORT PROFILE		
G4-28	Reporting period	Sustainable Development Report - Overview on report	130-131
G4-29	The latest reporting period	Sustainable Development Report - Overview on report	130-131
G4-30	Reporting cycle	Sustainable Development Report - Overview on report	130-131
G4-31	Address of contact, if any. Points of contact for questions relating to the reports or the contents of reports	Sustainable Development Report - Overview on report	137
G4-32	Options for choice of enterprise report	Sustainable Development Report - Overview on report	130-131
	MANAGEMENT		
G4-34	Chart of management institution including the most senior leaders.	Annual Report - Management Model	20-21
G4-35	Report on authorization process for economic, social and environmental topics from the highest management institution to the senior executive directors and other staffs.	Sustainable Development Report - EMS Organizational Chart	132-135
G4-36	Report on whether the organization has appointed senior executive positions or positions responsible for the economic, environmental, and social topics or not, and those who hold such positions report directly to the highest management institution .	Sustainable Development Report - Chart of organizational leader representatives	132-135



ITEM	DESCRIPTION	REFERENCE/DIRECTLY REPLY	PAGE
G4-37	Report on consultation process between the parties concerned and the highest management institution on the economic, social and environmental issues. If the consultation is authorized, describe the mandatary and any feedback processes to the highest management institution.	Annual Report - Organizational Chart	24-25
G4-38	Report on the composition of the highest institution and the committees of such institution.	Annual Report - Organization and Personnel	26-33
G4-39	Report to the president of the highest management institution may be the CEO or not	Annual Report - Message from the President of Board of Management	05
G4-45	Report on the role of the highest management institution in identifying and managing risks impact and opportunities of economy, environment and society	Annual Report - The Risks Annual Report - The Subcommittee	35
	Report of the consultations of the parties concerned have been used to assist in determining and managing the risk impacts and opportunities for economic, environmental and social aspects of the highest management institution or not		69
G4-48	Report to the Committee or to the one who holds the highest position in review and approval of the official report of sustainable development of the organization and ensure that all critical fields are mentioned in the report	Annual Report - Message from the President of Board of Management	05
	ETHICS AND STRAIGHTFORWARD		
G4-56	Values, principles, standards and norms of organizational behaviors as the code of conduct and code of ethics	Annual Report - Core Values	03
	LIST OF ECONOMY		
	ECONOMIC EFFICIENCY		
G4-DMA	Method of approachability to general management.	Annual Report - Mission	03
EC1	The direct economic values generated, distributed, served for investor's interests	Sustainable Development Report - Report on economic activities	130-131

ITEM	DESCRIPTION	REFERENCE/DIRECTLY REPLY	PAGE
	LIST OF ENVIRONMENT		
	ENERGY - WATER		
G4-DMA	General method of approachability	Sustainable Development Report - Commitments on environmental policy	137
EN3	Energy consumption in the organization	Sustainable Development Report - Results of activities during the year	138-139
EN6	Reducing energy consumption	Sustainable Development Report - Results of activities during the year	138-139
EN7	Cutting energy demand of products and services	Sustainable Development Report - Reduce of energy, electric power, water	139-140
	WATER		
G4-DMA	General method of approachability	Sustainable Development Report - Water saving	139
EN8	Total water exploited and classified by sources	Sustainable Development Report - Water saving	139-140
EN10	Percentage and total volume of water recycled and reused	Sustainable Development Report - Water saving	139-140
	WASTE WATER - WASTE		
G4-DMA	General method of approachability	Sustainable Development Report - Activities results during the year	140
EN23	Total amount of wastes by types and treatment method	Sustainable Development Report - Waste water treatment - Waste treatment	140
EN24	Total amount of waste spill and overflow volume	Sustainable Development Report - Waste treatment	140
	COMPLIANCE		
EN29	Total fines and penalty times (non-financial) for not complying with environmental regulations and laws	Sustainable Development Report - Measurable indicators on product liability	151
	OVERALL		
G4-DMA	General method of approachability	Sustainable Development Report - Environmental Report	141
EN31	The total investment cost for each type of environment	Sustainable Development Report - Environmental Report	144
	SUPPLIER'S ASSESSMENT ON ENVIRONMENTAL IMPACTS		
G4-DMA	General method of approachability	Sustainable Development Report - Working environment	141
EN32	Percentage of new suppliers under preliminary assessment by using environmental criteria	Sustainable Development Report - Working environment	141-144
EN33	Negative actual environmental impacts and significant potential in the supply chain and measurement deployed	Sustainable Development Report - Working environment	

ITEM	DESCRIPTION	REFERENCE/DIRECTLY REPLY	PAGE
	SOCIAL CATEGORY		
	TREATMENT WITH LABORERS AND SUSTAINABLE JOBS		
	JOB		
G4-DMA	General method of approachability	Sustainable Development Report - Policies for laborers and sustainable job	152
LA1	Total labor force, percentage of new recruitment, percentage of resignation under classification by age, gender and region	Sustainable Development Report - Policies for laborers and sustainable job	152
LA2	Benefits provided to laborers and newly hired laborers and laborers rotation by group of age and region	Sustainable Development Report - Remuneration policy and welfare	155
	SAFETY AND OCCUPATIONAL HEALTH		
LA8	The topics of safety and health set out in the formal agreements with the trade union	Sustainable Development Report - Safety and occupational health	156
	TRAINING AND EDUCATION		
G4-DMA	General method of approachability	Sustainable Development Report - Training Policy	156
LA9	Average number of training hours per year per staff by gender and by laborer category	Sustainable Development Report - Training Policy	156-157
LA10	Programs of skill administration and long-term education to support the ability to continue working of laborers and assisting them in the termination of labor relations	Sustainable Development Report - Training Policy	156-157
	DIVERSITY AND EQUAL OPPORTUNITIES TO EACH OTHER		
LA 12	The composition of the management institution and detailed list of laborers in each laborer category by gender, age group, member of minority group and the indicators on other diversity	Sustainable Development Report - Table of Statistics and allocation of laborers in all over the company	152
	OCAL COMMUNITY		
S01	Percentage of activities with the participation of the local community, impact assessment and development programs implemented	Sustainable Development Report - Report on social activities	159





ITEM	DESCRIPTION	REFERENCE/DIRECTLY REPLY	PAGE
	PRODUCT RESPONSIBILITIES		
	SAFETY AND HEALTH OF CONSUMERS		
G4-DMA	General method of approachability	Sustainable Development Report - Responsibility for products	148
PR1	Percentage of portfolio of vital products and services are assessed on impact and health and safety	Sustainable Development Report - Indicators on measurement of product responsibilities	151
PR2	Labelling products and services	Sustainable Development Report - providing full information on product and honest	17-19
PR3	Type of information about products and services at the requirement of processes and percentage of products and services significantly depended and requested information	Annual Report - Scope of business, areas of operation	
PR4	Total number of non-compliance with regulations and voluntary rules relating to information of products and services and labeling and classification of results	Sustainable Development Report - Indicators on measurement of product responsibilities	151
	MARKETING COMMUNICATIONS		
G4-DMA	General method of approachability	Annual Report-mission	03
PR6	Sale of prohibited products and under dispute	Sustainable Development Report - Indicators on measurement of product responsibilities	151
PR7	Total number of cases of non-compliance to regulations and voluntary codes on marketing communications, including advertising activities, promotion and sponsorship by type of results	Sustainable Development Report - Indicators on measurement of product responsibilities	151
PR8	Total number of cases of evidence of violations of customer privacy and loss of customer data	Sustainable Development Report - Indicators on measurement of product responsibilities	151
	COMPLIANCE		
G4-DMA	General method of approachability	Sustainable Development Report - product responsibilities	148
PR9	Monetary value of significant fines for non-compliance with laws and regulations on the provision and use of products and services	Sustainable Development Report - Index measurement of product responsibilities	151

THE PROJECT OF BINH MINH LONG AN FACTORY IN LONG AN

In 2015, the Company has completed to deploy the project of the Binh Minh Long An Factory Phase 1, sub-stage 1, worth of over

144 billion dongs,

with the total construction area of

32,400 m²,

investment equipment reached the capacity of

5,000 tons

of products in accessories/year





NHỰA BÌNH MINH®

BINH MINH PLASTICS JOINT STOCK COMPANY

240 Hau Giang Street - Ward 9 - District 6 - Ho Chi Minh City

Tel: (84) 8 3969 0973 - Fax: (84) 8 3960 6814

www.binhminhplastic.com